

## INDEPENDENT AUDITORS' REPORT

To  
The Members of TIMARPUR OKHLA WASTE MANAGEMENT COMPANY LIMITED

### Report on the Financial Statements

#### Opinion

We have audited the accompanying financial statements of **TIMARPUR OKHLA WASTE MANAGEMENT COMPANY LIMITED** ("the Company"), which comprise the Balance Sheet as at 31<sup>st</sup> March, 2022, the Statement of Profit and Loss, the Statement of Change in Equity and the Cash Flow Statement for the year then ended and a summary of significant accounting policies and other explanatory information.

In our opinion and to the best of our information and according to the explanations given to us, the aforesaid financial statements give the information required by the Companies Act, 2013 ("the Act") in the manner so required and give a true and fair view in conformity with the [Indian Accounting Standards prescribed under section 133 of the Act read with the Companies (Indian Accounting Standards) Rules, 2015, as amended, ("Ind AS") and other accounting principles generally accepted in India, of the state of affairs of the Company as at 31 March 2022, and its profit, total comprehensive income, its cash flows and the changes in equity for the year ended on that date.

#### Basis of Opinion

We conducted our audit in accordance with the Standards on Auditing specified under Section 143(10) of the Act. Our responsibilities under those Standards are further described in the Auditor's Responsibilities for the Audit of the Financial Statements section of our report. We are independent of the Company in accordance with Code of Ethics issued by the Institute of Chartered Accountants of India together with the ethical requirements that are relevant to our audit of the financial statements under the provisions of the Companies Act, 2013 and the Rule thereunder, and we have fulfilled our ethical responsibilities in accordance with these requirements and the Code of Ethics. We believe that the audit evidence we have obtained is sufficient and appropriate to provide a basis of our opinion.

#### Information Other than the Financial Statements and Auditor's Report Thereon

The Company's Board of Directors is responsible for the other information. The other information comprises the information included in the Annual report, but does not include the financial statements and our auditor's report thereon. The Annual Report is expected to be made available to us after the date of this Auditors' Report. Our opinion on the financial statements does not cover the other information and we do not express any form of assurance conclusion thereon.

In connection with our audit of the financial statements, our responsibility is to read the other information and, in doing so, consider whether the other information is materially inconsistent with the financial statements or our knowledge obtained in the audit or otherwise appears to be materially misstated.



If, based on the work we have performed, we conclude that there is a material misstatement of this other information, we are required to report that fact. We have nothing to report in this regard.

### **Management's Responsibility for the Financial Statements**

The Company's Board of Directors is responsible for the matters stated in Section 134(5) of the Companies Act, 2013 ("the Act") with respect to the preparation of these financial statements that give a true and fair view of the financial position, financial performance and cash flows of the Company in accordance with the accounting principles generally accepted in India, including the Indian Accounting Standards specified under Section 133 of the Act, read with Rule 7 of the Companies (Accounts) Rules, 2015 as amended. This responsibility also includes maintenance of adequate accounting records in accordance with the provisions of the Act for safeguarding of the assets of the Company and for preventing and detecting frauds and other irregularities; selection and application of appropriate accounting policies; making judgments and estimates that are reasonable and prudent; and design, implementation and maintenance of adequate internal financial controls, that were operating effectively for ensuring the accuracy and completeness of the accounting records, relevant to the preparation and presentation of the financial statements that give a true and fair view and are free from material misstatement, whether due to fraud or error.

In preparing the financial statements, management is responsible for assessing the Company's ability to continue as a going concern, disclosing, as applicable, matters related to going concern and using the going concern basis of accounting unless management either intends to liquidate the Company or to cease operations, or has no realistic alternative but to do so.


The Board of Directors is also responsible for overseeing the Company's financial reporting process.

### **Auditors' Responsibility**

Our objectives are to obtain reasonable assurance about whether the financial statements as a whole are free from material misstatement, whether due to fraud or error, and to issue an auditor's report that includes our opinion. Reasonable assurance is a high level of assurance, but is not a guarantee that an audit conducted in accordance with SAs will always detect a material misstatement when it exists. Misstatements can arise from fraud or error and are considered material if, individually or in the aggregate, they could reasonably be expected to influence the economic decisions of users taken on the basis of these financial statements.

As part of an audit in accordance with SAs, we exercise professional judgment and maintain professional skepticism throughout the audit. We also:

- Identify and assess the risks of material misstatement of the financial statements, whether due to fraud or error, design and perform audit procedures responsive to those risks, and obtain audit evidence that is sufficient and appropriate to provide a basis for our opinion. The risk of not detecting a material misstatement resulting from fraud is higher than for one resulting from error, as fraud may involve collusion, forgery, intentional omissions, misrepresentations, or the override of internal control.



- Obtain an understanding of internal financial control relevant to the audit in order to design audit procedures that are appropriate in the circumstances. Under Section 143(3)(i) of the Act, we are also responsible for expressing our opinion on whether the Company has adequate internal financial controls system in place and the operating effectiveness of such controls.
- Evaluate the appropriateness of accounting policies used and the reasonableness of accounting estimates and related disclosures made by the management.
- Conclude on the appropriateness of management's use of the going concern basis of accounting and, based on the audit evidence obtained, whether a material uncertainty exists related to events or conditions that may cast significant doubt on the Company's ability to continue as a going concern. If we conclude that a material uncertainty exists, we are required to draw attention in our auditor's report to the related disclosures in the financial statements or, if such disclosures are inadequate, to modify our opinion. Our conclusions are based on the audit evidence obtained up to the date of our auditor's report. However, future events or conditions may cause the Company to cease to continue as a going concern.
- Evaluate the overall presentation, structure and content of the financial statements, including the disclosures, and whether the financial statements represent the underlying transactions and events in a manner that achieves fair presentation.

Materiality is the magnitude of misstatements in the financial statements that, individually or in aggregate, makes it probable that the economic decisions of a reasonably knowledgeable user of the financial statements may be influenced. We consider quantitative materiality and qualitative factors in (i) planning the scope of our audit work and in evaluating the results of our work; and (ii) to evaluate the effect of any identified misstatements in the financial statements

We communicate with those charged with governance regarding, among other matters, the planned scope and timing of the audit and significant audit findings, including any significant deficiencies in internal control that we identify during our audit.


We also provide those charged with governance with a statement that we have complied with relevant ethical requirements regarding independence, and to communicate with them all relationships and other matters that may reasonably be thought to bear on our independence, and where applicable, related safeguards.

From the matters communicated with those charged with governance, we determine those matters that were of most significance in the audit of the financial statements for the financial year ended March 31, 2022 and are therefore the key audit matters. We describe these matters in our auditor's report unless law or regulation precludes public disclosure about the matter or when, in extremely rare circumstances, we determine that a matter should not be communicated in our report because the adverse consequences of doing so would reasonably be expected to outweigh the public interest benefits of such communication.



## Report on Other Legal and Regulatory Requirements

1. As required by the Companies (Auditor's Report) Order, 2020 ("the Order") issued by the Central Government of India in terms of sub-section (11) of section 143 of the Act, we give in the **Annexure-1** a statement on the matters specified in the paragraph 3 and 4 of the Order, to the extent applicable.
2. As required by Section 143 (3) of the Act, we report that:
  - (a) We have sought and obtained all the information and explanations which to the best of our knowledge and belief were necessary for the purposes of our audit.
  - (b) In our opinion, proper books of account as required by law have been kept by the Company so far as it appears from our examination of those books;
  - (c) The Balance Sheet, the Statement of Profit and Loss, the Statement of Change in Equity and the Cash Flow Statement dealt with by this Report are in agreement with the books of account;
  - (d) In our opinion, the aforesaid financial statements comply with the Indian Accounting Standards specified under Section 133 of the Act, read with Rule 7 of the Companies (Accounts) Rules, 2015 as amended;
  - (e) On the basis of the written representations received from the directors as on 31st March, 2022 taken on record by the Board of Directors, none of the directors is disqualified as on 31st March, 2022 from being appointed as a director in terms of Section 164 (2) of the Act.
  - (f) With respect to the adequacy of the internal financial controls over financial reporting of the Company and the operating effectiveness of such controls, refer to **Annexure-2**.
  - (g) With respect to the other matters to be included in the Auditor's Report in accordance with Rule 11 of the Companies (Audit and Auditors) Rules, 2015, in our opinion and to the best of our information and according to the explanations given to us:
    - i. The Company does not have any pending litigations as on March 31, 2022;
    - ii. The Company has made provision, as required under the applicable law or accounting standards, for material foreseeable losses, if any, on long-term contracts.
    - iii. There were no amounts which were required to be transferred to the Investor Education and Protection Fund by the Company;
  - (h) The managerial remuneration for the year ended 31st March, 2022 has been paid/ provided for by the Company to its directors in accordance with the provisions of Section 197 read with Schedule V to the Act.




(i) As per the management representation we report,

- no funds have been advanced or loaned or invested by the company to or in any other person(s) or entities, including foreign entities ("Intermediaries"), with the understanding that the intermediary shall whether directly or indirectly lend or invest in other persons or entities identified in any manner by or on behalf of the company (Ultimate Beneficiaries) or provide any guarantee, security or the like on behalf of ultimate beneficiaries.
  
- no funds have been received by the company from any person(s) or entities including foreign entities ("Funding Parties") with the understanding that such company shall whether, directly or indirectly, lend or invest in other persons or entities identified in any manner whatsoever by or on behalf of the funding party (ultimate beneficiaries) or provide guarantee, security or the like on behalf of the Ultimate beneficiaries.
  
- Based on the audit procedures performed, we report that nothing has come to our notice that has caused us to believe that the representations given under sub-clause (i) and (ii) by the management contain any material misstatement.

(j) No dividend has been paid by the company.

**For P.C. Goyal & Co.,**  
Chartered Accountants  
Firm Registration No. 002368N



**(M.P. Jain)**

Partner

M. No. 082407

Place: New Delhi

Dated: 25<sup>th</sup> May, 2022

UDIN:22082407AJRHMZ6245




**ANNEXURE-1 TO INDEPENDENT AUDITORS' REPORT**

(Annexure referred to in our report of even date to the members of **TIMARPUR OKHLA WASTE MANAGEMENT COMPANY LIMITED** on the accounts for the year ended 31<sup>st</sup> March, 2022


1. (a) The Company has maintained proper records showing full particulars including quantitative details and situation of fixed assets.  
  
(b) A major portion of the fixed assets has been physically verified by the Management in accordance with a phased programmed of verification once in two years adopted by the company. In our opinion, the frequency of the verification is reasonable having regard to the size of the company and the nature of its assets. To the best of our knowledge, no material discrepancies have been noticed on such verification.  
  
(c) The Company does not have any immovable property wherein reporting requirement with respect to title deed of immovable properties is applicable.  
  
(d) The Company has not revalued its PPE and Intangible assets during the year. Hence, the reporting requirement of para 3(i)(d) of the order is not applicable to the Company.  
  
(e) As explained to us and as per the information and explanations furnished to us, no proceedings have been initiated or are pending against the company for holding any benami property under the Benami Transactions (Prohibition) Act, 1988. Hence, Para 3(i)(e) of the order is not applicable to the company.
2. (a) As explained to us, the management during the year has physically verified inventories. In our opinion, the coverage and procedure of verification is appropriate. No discrepancies of 10% or more in the aggregate for each class of inventory were noticed.  
  
(b) According to the information and explanations given to us, the quarterly returns or statements filed by the Company with such bank for working capital limits from bank on the basis of the security of current assets are in agreement with the audited books of account of the Company of respective quarters.
3. In our opinion and According to the information and the explanations given to us, the company has not made any investment in, provided any guarantee or security or granted any loans or advances in the nature of loans, secured or unsecured, to companies, firms, Limited Liability Partnerships or any other parties. Hence, the provisions of Para 3(iii)(a-f) of the order are not applicable to the company.
4. The company has not granted any loans or given any guarantee and security covered under Section 185 and 186 of the Companies Act, 2013. Accordingly, the reporting requirement of para 3(iv) of the order is not applicable to the company.
5. According to the information given to us, the Company has not accepted any deposits or amount which are deemed to be deposits the provisions of section 73 to 76 of the Companies Act, 2013 or any other relevant provisions of the companies Act and the Companies (Acceptance of Deposits) Rules, 2014 as amended from time to time. No order has been passed with respect to Section 73 to 76, by the Company Law Board or National Company Law Tribunal or Reserve Bank of India or any Court or any other tribunal.



6. To the best of our knowledge and as explained, the maintenance of cost records as specified by the Central Government under sub-section (l) of section 148 of the Companies Act, 2013 is not applicable to the company.
7. (a) Undisputed statutory dues including provident fund, employee' state insurance, income tax, goods and service tax, duty of customs, cess and other statutory dues have generally been regularly deposited with the appropriate authorities and there are no undisputed dues outstanding as at 31<sup>st</sup> March, 2022 for a period of more than six months from the date they became payable.
- (b) According to the information and explanations given to us, there are no material statutory dues referred in aforesaid clause 7(a) which have not been deposited with the appropriate authorities on account of any dispute.
8. In our opinion, on the basis of books and records examined by us and according to the information and explanations given to us, the company has not defaulted in repayment of dues to banks, financial institutions. The company does not have any dues to government or debenture holders.
9. a) In our opinion, on the basis of books and records examined by us and according to the information and explanations given to us, the company has not defaulted in repayment of loan or other borrowing and payment of interest to any lender. Hence, the para 3(ix) of the order is not applicable to the Company.
- (b) In our opinion, and as per the information and explanation furnished to us, the Company is not willful defaulter by any bank or other financial institution or any other lender.
- (c) In our opinion and as per the information and explanation furnished to us, the term loan availed were utilized for the purpose for which the loan were taken.
- (d) On the basis of books and records examined by us, the company has not raised any short term fund. Hence, Para 3(ix)(d) of the order not applicable to company.
- (e) On the basis of books and records examined by us, the Company has not taken any funds from any entity or person to meet the obligation of its subsidiary.
- (f) On the basis of books and records examined by us and as explained to us, the Company has not raised loan during the year on the pledge of securities held in its subsidiary.
10. (a) The Company has not raised any money by way of initial public offer or further public offer or debt instruments. Hence, the para 3(x) of the order is not applicable to the Company.
- (b) According to the information and explanations given to us and based on our examination of the records of the Company, the Company has not made any preferential allotment or private placement of shares or fully or convertible debentures (fully, partly or optionally convertible) during the year. Accordingly, provisions of clause 10(B) of the Order are not applicable to the Company.



11. (a) According to the information and explanations given to us and as represented by the Management and based on our examination of the books and records of the Company and in accordance with generally accepted auditing practices in India, we have been informed that no case of frauds by the Company or on the Company has been noticed or reported by the Company.
- (b) As informed to us and as per the information and explanation furnished to us, there was no report in prescribed form ADT-4 under sub-section 12 of section 143 of the Companies Act, 2013 required to be filed. Hence, the reporting para 3(xi)(b) of the order is not applicable to the Company.
- (c) No whistle blower complaints were received by the Company. Hence, the reporting para 3(xi)(c) of the order is not applicable to the Company.
12. The company is not a Nidhi Company. Accordingly, the provisions of clause 3 (xii) of the Order are not applicable to the Company.
13. According to the information and explanations given to us, all transactions with the related parties are in compliance with section 188 of the Act, and where applicable the details have been disclosed in the Financial Statements as required by the applicable accounting standards. According to the information and explanations given to us, section 177 of the Act is not applicable to the company.
14. In our opinion and as per the information and explanation furnished to us, the Company has an internal audit system commensurate with the size and nature of its business. The report of the internal auditor furnished for the period was considered in framing the opinion.
15. The Company has not entered into any non-cash transactions with the directors or persons connected with him as covered under Section 192 of the Companies Act, 2013. Accordingly, provisions of clause 3 (xv) of the Order are not applicable to the Company.
16. (a) According to the information and explanations given to us, the Company is not required to be registered under section 45-IA of the Reserve Bank of India, 1934. Accordingly, provisions of clause 3 (xvi) of the Order are not applicable to the Company.
- (b) In our opinion and as explained to us by the management, the Company has not conducted any Non-Banking Financial or Housing Finance activities without a valid certificate of registration from Reserve Bank of India as per the Reserve Bank of India Act, 1934.
- (c) In our opinion and as per the information and explanation furnished to us, the Company is not a Core Investment Company (CIC) as defined in the regulation made by the Reserve Bank of India. Hence, the reporting para 3(xvi)(c) and (d) of the order is not applicable to the Company.
17. The Company has not incurred any cash losses in the current financial year and in the immediately preceding financial year.





18. There was no resignation of the statutory auditor during the year. Hence, the reporting para 3(xviii) of the order is not applicable to the Company.
19. In our opinion and based on the books and relevant documents and on the basis of the financial ratios, ageing and expected dates of realization of financial assets and payment of financial liabilities, other information accompanying the financial statements, the auditor's knowledge of the Board of Directors and management plan for support from promoters, no material uncertainty exists as on the date of the audit report that company is capable of meeting its liabilities existing at the date of balance sheet as and when they fall due within a period of one year from the balance sheet date.
20. The Company does not have any unspent amount under corporate Social Responsibility (CSR). Hence, the reporting clause 3(xx) of the order is not applicable to the company.
21. There is no subsidiary, associate or joint venture of the Company. Therefore, the para with respect to qualifications or adverse remark by the respective Auditor in the separate Companies (Auditor's Report) Order (CARO) of the companies included in the consolidated financial statements in, the reporting para 3(xxi) of the order is not applicable to the Company.

**For P.C. Goyal & Co.,**  
Chartered Accountants  
Firm Registration No. 002368N



**(M.P. Jain)**


Partner

M. No. 082407

Place: New Delhi

Dated: 25th May, 2022

UDIN: 22082407AJRHMZ6245



**ANNEXURE-2 TO INDEPENDENT AUDITORS' REPORT**

**Annexure referred to in our report of even date to the members of TIMARPUR OKHLA WASTE MANAGEMENT COMPANY LIMITED on the accounts for the year ended 31<sup>st</sup> March, 2022**

**Report on the Internal Financial Controls under Clause (i) of Sub-section 3 of Section 143 of the Companies Act, 2013 ("the Act")**

We have audited the internal financial controls over financial reporting of TIMARPUR OKHLA WASTE MANAGEMENT COMPANY LIMITED ("the Company") as of 31<sup>st</sup> March, 2022 in conjunction with our audit of the financial statements of the Company for the year ended on that date.

**Management's Responsibility for Internal Financial Controls**

The Company's management is responsible for establishing and maintaining internal financial controls based on the internal control over financial reporting criteria established by the Company and the components of internal control stated in the Guidance Note on Audit of Internal Financial Controls over Financial Reporting issued by the Institute of Chartered Accountants of India (ICAI). These responsibilities include the design, implementation and maintenance of adequate internal financial controls that were operating effectively for ensuring the orderly and efficient conduct of its business, including adherence to Company's policies, the safeguarding of its assets, the prevention and detection of frauds and errors, the accuracy and completeness of the accounting records, and the timely preparation of reliable financial information, as required under the Companies Act, 2013.

**Auditors' Responsibility**

Our responsibility is to express an opinion on the Company's internal financial controls over financial reporting based on our audit. We conducted our audit in accordance with the Guidance Note on Audit of Internal Financial Controls Over Financial Reporting (the "Guidance Note") and the Standards on Auditing, issued by ICAI and deemed to be prescribed under section 143(10) of the Companies Act, 2013, to the extent applicable to an audit of internal financial controls, both applicable to an audit of Internal Financial Controls and, both issued by the ICAI. Those Standards and the Guidance Note require that we comply with ethical requirements and plan and perform the audit to obtain reasonable assurance about whether adequate internal financial controls over financial reporting was established and maintained and if such controls operated effectively in all material respects.

Our audit involves performing procedures to obtain audit evidence about the adequacy of the internal financial controls system over financial reporting and their operating effectiveness. Our audit of internal financial controls over financial reporting included obtaining an understanding of internal financial controls over financial reporting, assessing the risk that a material weakness exists, and testing and evaluating the design and operating effectiveness of internal control based on the assessed risk. The procedures selected depend on the auditor's judgment, including the assessment of the risks of material misstatement of the financial statements, whether due to fraud or error.

We believe that the audit evidence we have obtained is sufficient and appropriate to provide a basis for our audit opinion on the Company's internal financial controls system over financial reporting.



### **Meaning of Internal Financial Controls over Financial Reporting**

A Company's internal financial control over financial reporting is a process designed to provide reasonable assurance regarding the reliability of financial reporting and the preparation of financial statements for external purposes in accordance with generally accepted accounting principles. A Company's internal financial control over financial reporting includes those policies and procedures that (1) pertain to the maintenance of records that, in reasonable detail, accurately and fairly reflect the transactions and dispositions of the assets of the Company; (2) provide reasonable assurance that transactions are recorded as necessary to permit preparation of financial statements in accordance with generally accepted accounting principles, and that receipts and expenditures of the Company are being made only in accordance with authorizations of management and directors of the Company; and (3) provide reasonable assurance regarding prevention or timely detection of unauthorized acquisition, use, or disposition of the Company's assets that could have a material effect on the financial statements.

### **Inherent Limitations of Internal Financial Controls over Financial Reporting**

Because of the inherent limitations of internal financial controls over financial reporting, including the possibility of collusion or improper management override of controls, material misstatements due to error or fraud may occur and not be detected. Also, projections of any evaluation of the internal financial controls over financial reporting to future periods are subject to the risk that the internal financial control over financial reporting may become inadequate because of changes in conditions, or that the degree of compliance with the policies or procedures may deteriorate.

### **Opinion**

In our opinion, the Company has, in all material respects, an adequate internal financial controls system over financial reporting and such internal financial controls over financial reporting were operating effectively as at 31<sup>st</sup> March, 2022, based on the internal control over financial reporting criteria established by the Company and the components of internal control stated in the Guidance Note on Audit of Internal Financial Controls over Financial Reporting issued by the ICAI.

**For P.C. Goyal & Co.,**

Chartered Accountants

Firm Registration No. 002368N

*M.P. Jain*  
**(M.P. Jain)**


Partner

M. No. 082407

Place: New Delhi

Dated: 25th May, 2022

UDIN:22082407AJRHMZ6245



# Timarpur-Okhla Waste Management Company Limited

**BALANCE SHEET AS AT MARCH 31, 2022**

**CIN No.U37100UP2005PLC069574**

(₹ in Lakhs)

Transport charges	Note No	As at March 31, 2022	As at March 31, 2021
<b>ASSETS</b>			
<b>(1) Non-current assets</b>			
(a) Property, Plant and Equipment	1	26,312.24	26,661.83
(b) Capital work-in-progress		345.78	877.84
(c) Intangible assets	2	5.99	3.74
(d) Right -of-use-assets		55.73	59.35
(e) Financial Assets			
(i) Other financial assets	3	595.81	0.96
(f) Other non-current assets	4	71.17	-
<b>(2) Current assets</b>			
(a) Inventories	5	497.51	580.24
(b) Financial Assets			
(i) Trade receivables	6	325.13	400.91
(ii) Cash and cash equivalents	7	147.78	391.69
(iii) Bank balances other than (ii) above	8	500.00	-
(iv) Other financial assets	9	1,568.44	1,620.10
(c) Current tax assets (Net)	10	17.66	62.80
(d) Other current assets	11	125.59	138.88
<b>TOTAL ASSETS</b>		<b>30,568.83</b>	<b>30,798.34</b>
<b>EQUITY AND LIABILITIES</b>			
<b>Equity</b>			
(a) Equity Share capital	12	5,999.50	5,999.50
(b) Other Equity	13	10,927.37	10,392.34
<b>Liabilities</b>			
<b>(1) Non-current liabilities</b>			
(a) Financial Liabilities			
(i) Borrowings	14	10,102.24	10,901.31
(ii) Other financial liabilities	15	61.36	62.90
(b) Provisions	16	71.31	81.44
(c) Deferred tax liabilities (Net)	17	584.38	474.91
(d) Other non-current liabilities	18	666.67	714.29
<b>(2) Current liabilities</b>			
(a) Financial Liabilities			
(i) Borrowings	19	1,376.31	1,359.71
(ii) Trade payables	20		
- Micro Enterprises and Small Enterprises		23.62	16.71
- Other than Micro and Small Enterprises		238.72	255.86
(iii) Other financial liabilities	21	435.83	442.98
(b) Other current liabilities	22	77.20	91.63
(c) Provisions	23	4.32	4.76
<b>TOTAL EQUITY AND LIABILITIES</b>		<b>30,568.83</b>	<b>30,798.34</b>
<b>Significant accounting policies and notes to standalone financial statements</b>	30	-	-

The accompanying notes are integral part of these financial statements.


As per our report of even date attached

**For P.C. Goyal & Co.**

Chartered Accountants

Firm Registration No. 002368N

*M.P. Jain*  
M.P. Jain  
Partner  
M.No. 082407  
Place : New Delhi  
Dated : 25th May, 2022



For and on behalf of the Board of Directors of  
Timarpur-Okhla Waste Management Company Limited

*Umesh Chopra*  
Umesh Chopra  
Director  
DIN - 05277483

*Manoj Kumar Agarwal*  
Manoj Kumar Agarwal  
CFO

*Alok Kumar Pandey*  
Alok Kumar Pandey  
Whole-Time Director  
DIN - 09250281

*Nikita Agrawal*  
Nikita Agrawal  
Company Secretary  
M.No. - A49692

# Timarpur-Okhla Waste Management Company Limited

## STATEMENT OF PROFIT AND LOSS FOR THE YEAR ENDED MARCH 31, 2022

(₹ in Lakhs)

Particulars	Note No	Year ended March 31, 2022	Year ended March 31, 2021
I Revenue from operations	24	6,342.36	5,793.29
II Other income	25	215.38	76.95
III <b>Total Income (I+II)</b>		<b>6,557.74</b>	<b>5,870.24</b>
IV <b>Expenses</b>			
Employee benefits expense	26	1,396.62	1,305.50
Finance costs	27	1,356.46	1,451.09
Depreciation and amortization expense	28	1,227.27	1,122.71
Other expenses	29	1,916.97	1,622.81
<b>Total expenses (IV)</b>		<b>5,897.32</b>	<b>5,502.11</b>
V <b>Profit/(loss) before exceptional items and tax (III- IV)</b>		<b>660.42</b>	<b>368.13</b>
VI Exceptional Items		-	-
VII <b>Profit/(loss) before tax (V-VI)</b>		<b>660.42</b>	<b>368.13</b>
VIII <b>Tax expense:</b>			
(1) Current tax		37.62	-
(2) Deferred tax		93.25	101.80
(3) Tax in relation to earlier years		-	(0.63)
<b>Total Tax Expense (VIII)</b>		<b>130.87</b>	<b>101.17</b>
IX <b>Profit/(Loss) for the year (VII-VIII)</b>		<b>529.55</b>	<b>266.96</b>
X <b>Other Comprehensive Income</b>			
<b>Items that will not be reclassified to profit and loss</b>			
(i) Re-measurement gains/(losses) on defined benefit plans		7.59	1.84
(ii) Income tax effect on above		(2.11)	(0.51)
<b>Total Other Comprehensive Income</b>		<b>5.48</b>	<b>1.33</b>
XI <b>Total Comprehensive Income for the year (IX+X)(Comprising profit/ (loss) and other comprehensive income for the year)</b>		<b>535.03</b>	<b>268.29</b>
XII <b>Earnings per equity share</b>			
(1) Basic (Amount in₹)		0.88	0.44
(2) Diluted (Amount in₹)		0.88	0.44
<b>Significant accounting policies and notes to standalone financial statements</b>	<b>30</b>		

The accompanying notes are integral part of these financial statements.

As per our report of even date attached

For P.C. Goyal & Co.

Chartered Accountants

Firm Registration No. 002368N

*M.P. Jain*

M.P. Jain

Partner

M.No. 082407

Place : New Delhi

Dated : 25th May, 2022



For and on behalf of the Board of Directors of  
Timarpur-Okhla Waste Management Company Limited

*Umesh Chopra*

Umesh Chopra

Director

DIN - 05277483

*Manoj Kumar Agarwal*

Manoj Kumar Agarwal

CFO

*Alok Kumar Pandey*

Alok Kumar Pandey

Whole-Time Director

DIN -09250281

*Nikita Agrawal*

Nikita Agrawal

Company Secretary

M.No. - A49692

# Timarpur-Okhla Waste Management Company Limited

## STATEMENT OF CHANGES IN EQUITY FOR THE YEAR ENDED MARCH 31, 2022

### A. Equity Share Capital

(₹ in Lakhs)

As at April 1, 2020	5,999.50
Changes in equity share capital during F.Y.2020-21	-
Balance as at March 31, 2021	5,999.50
Changes in equity share capital during F.Y.2021-22	-
Balance as at March 31, 2022	5,999.50

### B. Other Equity

Particulars	Reserves and Surplus		Items of Other Comprehensive Income	Total
	Securities Premium	Retained Earnings	Re-measurement of the net defined benefit Plans	
Balance as at April 1, 2020	9,761.00	362.12	0.93	10,124.05
Total Comprehensive Income for the year		266.97		266.97
Re-measurements of the net defined benefit Plans			1.32	1.32
Balance as at March 31, 2021	9,761.00	629.09	2.25	10,392.34
Total Comprehensive Income for the year		529.55		529.55
Re-measurements of the net defined benefit Plans			5.48	5.48
Balance as at March 31, 2022	9,761.00	1,158.64	7.73	10,927.37

The accompanying notes are integral part of these financial statements.

As per our report of even date attached

For P.C. Goyal & Co.

Chartered Accountants

Firm Registration No. 002368N

M.P. Jain

Partner

M.No. 082407

Place : New Delhi

Dated : 25th May, 2022



For and on behalf of the Board of Directors of  
Timarpur-Okhla Waste Management Company Limited

Umesh Chopra

Director

DIN - 05277483

Manoj Kumar Agarwal

Manoj Kumar Agarwal

CFO

Alok Kumar Pandey

Whole-Time Director

DIN -09250281

Nikita Agrawal

Company Secretary

M.No. - A49692

# Timarpur-Okhla Waste Management Company Limited

## Statement of cash flows for the year ended March 31, 2022

(₹ in Lakhs)

PARTICULARS	Year Ended March 31, 2022		Year Ended March 31, 2021	
<b>A. CASH INFLOW (OUTFLOW) FROM THE OPERATING ACTIVITIES</b>				
<b>NET PROFIT BEFORE TAX AND EXCEPTIONAL ITEMS</b>		<b>660.43</b>		<b>368.13</b>
Adjustments for :				
Add/(Less)				
Depreciation	1,227.27		1,122.70	
Dividend Income				
Interest Expenses	1,348.22		1,437.83	
Interest on Right to use of Operating lease	7.48		7.63	
Loss on sale/discard of fixed assets	188.99		2.36	
Interest Income	(37.52)	<b>2,734.44</b>	(8.30)	<b>2,562.22</b>
<b>OPERATING PROFIT BEFORE WORKING CAPITAL CHANGES</b>		<b>3,394.87</b>		<b>2,930.35</b>
Adjustments for :				
Current investments				
Inventories	82.74		(16.40)	
Trade Receivables	75.78		18.33	
Loans and advances and other assets	(1,024.18)		3.73	
Trade and Other Payables	80.59	<b>(785.07)</b>	(10.72)	<b>(5.06)</b>
<b>CASH GENERATED FROM OPERATIONS BEFORE EXCEPTIONAL ITEMS</b>		<b>2,609.80</b>		<b>2,925.29</b>
Tax Paid		<b>21.63</b>		<b>0.90</b>
<b>NET CASH INFLOW / ( OUTFLOW ) FROM OPERATING ACTIVITIES</b>		<b>2,631.43</b>		<b>2,926.19</b>
<b>B. CASH INFLOW/(OUTFLOW) FROM INVESTMENT ACTIVITIES</b>				
Purchase of Property Plant and Equipment	(740.97)		(652.12)	
Interest Received	31.82		8.25	
<b>NET CASH INFLOW/(OUTFLOW)FROM INVESTING ACTIVITIES</b>		<b>(709.15)</b>		<b>(643.87)</b>
<b>C. CASH INFLOW/(OUTFLOW) FROM FINANCING ACTIVITIES</b>				
Dividend paid including dividend distribution tax				
Interest paid	(1,344.04)		(1,449.54)	
Payment of Lease Liability	(8.85)		(8.85)	
Increase/(Decrease) in Short Term Borrowings	16.60		(20.31)	
Increase/(Decrease) in Long Term Borrowings	(829.90)		(420.47)	
<b>NET CASH INFLOW/(OUTFLOW) FROM FINANCING ACTIVITIES</b>		<b>(2,166.19)</b>		<b>(1,899.17)</b>
<b>NET CHANGES IN CASH AND CASH EQUIVALENTS</b>		<b>(243.91)</b>		<b>383.15</b>
Cash and cash equivalents at beginning of the year		<b>391.69</b>		<b>8.54</b>
<b>Cash and cash equivalents at end of the year</b>		<b>147.78</b>		<b>391.69</b>

**NOTE:**

- Increase/(decrease) in long term and short term borrowings are shown net of repayments.
- Figures in bracket indicates cash out flow.
- The above cash flow statement has been prepared under the indirect method set out in IND AS - 7 'Statement of Cash Flows'
- The accompanying notes forms an integral part of these standalone financial statements.

As per our report of even date attached

For and on behalf of the Board of Directors of  
Timarpur-Okhla Waste Management Company Limited

For P.C. Goyal & Co.  
Chartered Accountants  
Firm Registration No. 0023688

M.P.Jain  
Partner  
M.No. 082407  
Place : New Delhi  
Dated : 25th May, 2022



*Umesh Chopra*  
Umesh Chopra  
Director  
DIN - 05277483

*Manoj Kumar Agarwal*  
Manoj Kumar Agarwal  
CFO

*Alok Kumar Pandey*  
Alok Kumar Pandey  
Whole-Time Director  
DIN -09250281

*Nikita Agrawal*  
Nikita Agrawal  
Company Secretary  
M.No. - A49692

**Timarpur-Okhla Waste Management Company Limited**

**Notes to Financial Statements**

(₹ in Lakhs)

**1. Property, Plant and Equipment**

Particulars	Freehold Land	Buildings	Plant and Equipments	Office Equipments	Furniture and Fixtures	Computers	Total
<b>Gross Block</b>							
As at April 1, 2020	0.15	4,069.22	28,995.89	56.51	21.03	38.87	33,181.67
Additions	-	7.93	224.83	10.79	1.20	17.75	262.50
(Add)/ Less : Disposal/Adjustments	-	-	-	13.54	5.87	1.81	21.22
As at March 31, 2021	0.15	4,077.15	29,220.72	53.76	16.36	54.81	33,422.95
Additions	-	130.73	910.25	9.04	-	11.08	1,061.10
(Add)/ Less : Disposal/Adjustments	-	-	231.27	1.25	-	-	232.52
As at March 31, 2022	0.15	4,207.88	29,899.70	61.55	16.36	65.89	34,251.53
<b>Accumulated Depreciation</b>							
As at April 1, 2020	-	512.63	5,085.09	25.85	14.10	25.32	5,662.99
Charge for the year	-	99.15	1,002.31	7.55	1.31	6.71	1,117.03
(Add)/ Less : Disposal/Adjustments	-	-	-	11.88	5.46	1.56	18.90
As at March 31, 2021	-	611.78	6,087.40	21.52	9.95	30.47	6,761.12
Charge for the year	-	104.83	1,098.36	8.26	1.48	8.68	1,221.61
(Add)/ Less : Disposal/Adjustments	-	-	42.30	1.14	-	-	43.44
As at March 31, 2022	-	716.61	7,143.46	28.64	11.43	39.15	7,939.29
Net carrying amount							
As at March 31, 2021	0.15	3,465.37	23,133.32	32.24	6.41	24.34	26,661.83
As at March 31, 2022	0.15	3,491.27	22,756.24	32.91	4.93	26.74	26,312.24

**2. Intangible Assets**

Particulars	Software
<b>Gross Block</b>	
As at April 1, 2020	15.28
Additions	-
(Add)/ Less : Disposal/Adjustments	2.60
As at March 31, 2021	12.68
Additions	4.29
(Add)/ Less : Disposal/Adjustments	-
As at March 31, 2022	16.97
<b>Accumulated Depreciation</b>	
As at April 1, 2020	9.44
Charge for the year	2.06
(Add)/ Less : Disposal/Adjustments	2.56
As at March 31, 2021	8.94
Charge for the year	2.04
(Add)/ Less : Disposal/Adjustments	-
As at March 31, 2022	10.98
Net carrying amount	
As at March 31, 2021	3.74
As at March 31, 2022	5.99






## Timarpur-Okhla Waste Management Company Limited

### Notes to Financial Statements

(₹ in Lakhs)

Particulars	As at March 31, 2022	As at March 31, 2021
<b>3. Other non-current financial assets</b>		
Security Deposits		
- Unsecured, considered good	1.02	0.96
Bank Deposits with remaining maturity of more than 12 months*	594.79	-
<b>Total Other non current financial assets</b>	<b>595.81</b>	<b>0.96</b>
*FDR Created for Debt Service reserve account		
<b>4. Other non-current assets</b>		
<b>Capital Advances</b>		
- Secured, considered good		
- Unsecured, considered good	71.17	-
<b>Total Other non-current assets</b>	<b>71.17</b>	-
<b>5. Inventories</b>		
Stores and spares	497.51	580.24
<b>Total Inventories</b>	<b>497.51</b>	<b>580.24</b>
<b>6. Trade receivables</b>		
a) Trade Receivables considered good - Secured	-	-
b) Trade Receivables considered good - Unsecured	325.13	400.91
c) Trade Receivables which have significant increase in Credit Risk	-	-
d) Trade Receivables - credit impaired	-	-
Less: Provision for doubtful debts	-	-
<b>Total Trade Receivables</b>	<b>325.13</b>	<b>400.91</b>
<b>7. Cash and cash equivalents</b>		
<b>Balances with Banks</b>		
On current accounts	147.78	341.37
Fixed Deposits with original maturity of less than three months	-	50.00
Cash on hand	-	0.32
<b>Total Cash and Cash equivalents</b>	<b>147.78</b>	<b>391.69</b>



**8. Other bank balances**

Fixed Deposits with remaining maturity of less than 12 months and other than considered in cash and cash equivalents\*

	500.00	-
<b>Total Other Bank balances</b>	<b>500.00</b>	<b>-</b>

\*FDR Created for Debt Service Reserve Account (DSRA)

**9. Other current financial assets**

Receivable from related party	0.04	-
Interest accrued but not due on FDR's	5.75	0.05
Other receivables #	1,562.65	1,620.05
<b>Total other financial assets</b>	<b>1,568.44</b>	<b>1,620.10</b>

# Includes REC & Carbon Credits Receivables.

**10. Current tax assets (net)**

Advance taxation (net of provision)	17.66	62.80
<b>Total Current Tax Assets</b>	<b>17.66</b>	<b>62.80</b>

**11. Other current assets**

Advances to vendors	86.32	71.06
Advance to Employees	2.15	1.94
Other receivables	37.12	65.88
<b>Total Other Current Assets</b>	<b>125.59</b>	<b>138.88</b>

**12. Equity Share Capital****Authorised**

(i) 62,000,000 Equity Shares of 10/- each	6,200.00	6,200.00
	<b>6,200.00</b>	<b>6,200.00</b>

**Issued, Subscribed and fully paid-up Capital**

59,995,000 Equity Shares of 10/- each fully paid up	5,999.50	5,999.50
<b>Total Equity Share Capital</b>	<b>5,999.50</b>	<b>5,999.50</b>

**(a) Reconciliation of the number of shares:**

<b>Equity shares</b>		
Shares outstanding as at the beginning of the year	5,99,95,000	5,99,95,000
Shares outstanding as at the end of the year	<b>5,99,95,000</b>	<b>5,99,95,000</b>



# Timarpur-Okhla Waste Management Company Limited

## Notes to Financial Statements

(₹ in Lakhs)

Particulars	As at		As at	
	March 31, 2022		March 31, 2021	

### (b) Details of shareholders holding more than 5% shares in the company:

Name of Shareholders	As at March 31, 2022		As at March 31, 2021	
	No. of shares	% of holding	No. of shares	% of holding
JITF Urban Infrastructure Limited*	59995000	100	59995000	100
<b>Total</b>	<b>59995000</b>	<b>100</b>	<b>59995000</b>	<b>100</b>

\* Including 6 Shares held by Person/Companies as nominees of JITF Urban Infrastructure Limited

Shares held by promoters at the end of the year			
Promoter name	No. of Shares	% of total shares	% change during the year
1- M/s JITF Urban Infrastructure Limited	5,99,94,994	100.00%	NIL
2- Mr. Naresh Kumar Agarwal*	1	0.00%	NIL
3- Mr. Arun Bhalla*	1	0.00%	NIL
4- Mr. Umesh Chopra*	1	0.00%	NIL
5- Mr. Pranay Kumar*	1	0.00%	NIL
6- Mr. Anuj Kumar*	1	0.00%	NIL
7- Mr. Alok Kumar*	1	0.00%	NIL
<b>Total</b>	<b>5,99,95,000</b>	<b>100.00%</b>	

\*on behalf of JITF Urban Infrastructure Limited

### (c) Terms/Rights attached to equity shares

The Company has only one class of equity shares having a par value of ₹ 10/- per equity share. Each equity shareholder is entitled to one vote per share.

### 13. Other Equity

#### a) Retained earnings

Balance as per last financial statements	629.09	362.12
Add: Profit/ (Loss) after tax transferred from Statement of profit and Loss	529.55	266.97
<b>Total retained earnings</b>	<b>1,158.64</b>	<b>629.09</b>

#### b) Other Comprehensive Income (OCI) reserve

Balance as per last financial statements	2.25	0.93
Addition During the year	5.48	1.32
<b>Closing Balance</b>	<b>7.73</b>	<b>2.25</b>

#### c) Securities Premium

Balance as per last financial statements	9,761.00	9,761.00
<b>Closing Balance</b>	<b>9,761.00</b>	<b>9,761.00</b>
<b>Total other equity</b>	<b>10,927.37</b>	<b>10,392.34</b>

### Nature and Purpose of Reserves

Security premium reserve is created when shares are issued at premium. The Company may issue fully paid-up bonus shares to its members out of the security premium account and can use this reserve for buy-back of shares.

Retained Earnings represent the undistributed profits of the Company.

Other Comprehensive Income Reserve represent the balance in equity for items to be accounted in Other Comprehensive Income. OCI is classified into i). Items that will not be reclassified to profit and loss ii). Items that will be reclassified to profit and loss.

### 14. Non Current borrowings

#### Secured

Term Loan from Financial Institution	8,168.14	9,256.19
<b>Secured Non Current borrowings</b>	<b>8,168.14</b>	<b>9,256.19</b>

(i) Term loan from Power Finance Corporation Limited of Rs.9296.38 lakhs (including Rs 1093.99 lakhs shown in Current Borrowing as current maturity) as on 31st March 2022 (Previous year Rs.10421.19 lakhs including Rs 1124.81 lakhs shown in Current Borrowing current maturity) carries interest @ 11.50% p.a.

Loan is Secured by way of first charge on all immovable assets, first charge by way of hypothecation of all movable assets both, present and future of the company and pledge of 51% of share capital of the company held by JITF Urban Infrastructure Ltd. Loan is also secured by corporate guarantee of JITF Urban Infrastructure Limited and Siddheshwari Tradex Private Limited.

Loan is repayable in eight years monthly installements with annual payment of FY 2022-23, Rs. 1093.99 lakhs, FY 2023-24, Rs. 1163.33 lakhs FY 2024-25, Rs. 1163.33 lakhs FY 2025-26, Rs. 1163.33 lakhs FY 2026-27, Rs. 1163.33 lakhs, FY 2027-28, Rs. 1163.33 lakhs, FY 2028-29, Rs. 1163.34 lakhs FY 2029-30 Rs. 1222.40 lakhs

(ii) Moratorium Period Interest Converted in Term Loan – Total Rs. NIL (Previous Year Rs.211.99 lakhs) carries interest @ 11.50% p.a. converted into loan repaid during the year. The security is same as for the Term loan.

(iii) Interest accrued on non-current borrowings of Rs. 46.86 lakhs as on 31st March 2022 and `Rs 42.68 lakhs as on 31st March 2021 - shows under other current financial liabilities, refer note-21


(ii) There is no default in repayment of principal and interest thereon.

(iv) Loan is net of amortisation cost.

#### b) Unsecured

Loans from related parties *	1,934.10	1,645.12
<b>Unsecured Non Current borrowings</b>	<b>1,934.10</b>	<b>1,645.12</b>
<b>Total Non Current Borrowings</b>	<b>10,102.24</b>	<b>10,901.31</b>

\*Loan is repayable on or before maturity i.e. 8 years from the date of agreement dated 1st April, 2016 and carries interest ranging from 11.60% p.a. to 12.30% p.a. Refer Note No 28.12 for details of Loans From Related Party.




# Timarpur-Okhla Waste Management Company Limited

## Notes to Financial Statements

Particulars	(₹ in Lakhs)	
	As at March 31, 2022	As at March 31, 2021
<b>15. Other non-current financial liabilities</b>		
Operating Leases Obligation (refer note no. 30.15)	61.36	62.90
<b>Total other non-current financial liabilities</b>	<b>61.36</b>	<b>62.90</b>
<b>16. Provisions</b>		
<b>Provision for Employee benefits</b>		
- Gratuity	-	4.68
- Leave Encashment	71.31	76.76
<b>Total Non current Provisions</b>	<b>71.31</b>	<b>81.44</b>
<b>17. Deferred tax liabilities (Net)</b>		
<b>Temporary difference</b>		
<b>A. Deferred Tax Liability</b>		
Difference between book & tax base related to fixed assets	4,795.12	4,784.56
Others	-	-
<b>Total Deferred Tax Liabilities</b>	<b>4,795.12</b>	<b>4,784.56</b>
<b>B. Deferred Tax Assets</b>		
(i) Disallowance under Income Tax Act	29.27	32.65
(ii) Carried Forward losses	3,993.65	4,075.70
(iii) Others	2.00	1.37
<b>Total Deferred Tax Assets</b>	<b>4,024.92</b>	<b>4,109.72</b>
<b>C. Total Temporary Differences</b>	<b>770.20</b>	<b>674.84</b>
<b>D. Mat Credit Entitlement</b>	<b>185.82</b>	<b>199.93</b>
<b>C. Net liabilities (A-B)</b>	<b>584.38</b>	<b>474.91</b>
<b>Net Deferred Tax Liabilities (C-D)</b>	<b>584.38</b>	<b>474.91</b>
<b>18. Other non-current liabilities</b>		
Government Grant (refer note no. 30.24)	666.67	714.29
<b>Total other non-current liabilities</b>	<b>666.67</b>	<b>714.29</b>
<b>19. Current borrowings</b>		
<b>a) Secured</b>		
<b>From banks</b>		
Working capital loan	282.32	234.90
Current Maturities of Long Term debts	1,093.99	1,124.81
<b>Secured borrowings</b>	<b>1,376.31</b>	<b>1,359.71</b>
<b>Total current borrowings</b>	<b>1,376.31</b>	<b>1,359.71</b>
Secured by First Pari Passu charge over Book debts and other Receivables and First charge over all other current assets. Facility is also secured by second charge over movable fixed assets and corporate guarantee of Jindal ITF Limited.		
<b>20. Trade payables</b>		
Micro Enterprises and Small Enterprises*	23.62	16.71
Other than Micro and Small Enterprises	238.72	255.86
<b>Total Trade payables</b>	<b>262.34</b>	<b>272.57</b>


\* Principal amount outstanding as at the year end, there is no overdue amount of principal and interest due to Micro and small enterprises. During the year, no interest has been paid to such parties. This information has been determined to the extent such parties have been identified on the basis of information available with the Company.



# Timarpur-Okhla Waste Management Company Limited

## Notes to Financial Statements


Particulars	(₹ in Lakhs)	
	As at March 31, 2022	As at March 31, 2021
<b>21. Other current financial liabilities</b>		
Operating Leases Obligation (refer note no. 30.15)	1.54	1.37
Interest Accrued	46.86	42.68
Capital Creditors	91.49	228.03
Security Deposit	2.63	2.63
Payable to related parties *	210.24	-
Other outstanding financial liabilities **	47.12	82.77
Dues to Employees	35.95	85.50
<b>Total other financial liabilities</b>	<b>435.83</b>	<b>442.98</b>
* Refer Note no 30.12 for details of payable to related party.		
** Includes Provision for expenses		
<b>22. Other current liabilities</b>		
Advance from customer	0.39	1.32
Statutory Dues	29.19	42.69
Government Grant (refer note no. 30.24)	47.62	47.62
<b>Total other current liabilities</b>	<b>77.20</b>	<b>91.63</b>
<b>23. Current provisions</b>		
<b>Provision for Employee benefits</b>		
- Gratuity	-	0.25
- Leave Encashment	4.32	4.51
<b>Total current provisions</b>	<b>4.32</b>	<b>4.76</b>
	<b>Year ended</b>	<b>Year ended</b>
	<b>March 31, 2022</b>	<b>March 31, 2021</b>
<b>24. Gross revenue from operations</b>		
<b>a) Sale of products</b>		
Sale of Power	5,610.15	5,629.16
Sale of Compost	11.03	2.01
<b>Total Sale of products</b>	<b>5,621.18</b>	<b>5,631.17</b>
<b>b) Other Operating revenues</b>		
Income from sale of CER Certificates	338.10	114.50
Government Grant	47.62	47.62
Wheeling Charges recovery	299.00	-
Disposal/ processing of Plastic and other Waste	36.46	-
<b>Total Other Operating revenues</b>	<b>721.18</b>	<b>162.12</b>
<b>Total Revenue from operations</b>	<b>6,342.36</b>	<b>5,793.29</b>
<b>25. Other income</b>		
Interest Income	37.52	8.30
Scrap Sale	137.11	67.47
Other Non Operating Income	24.15	0.86
Net foreign currency gain	15.60	0.32
<b>Total other income</b>	<b>215.38</b>	<b>76.95</b>
<b>Total Revenue</b>	<b>6,557.74</b>	<b>5,870.24</b>
<b>Total (Increase)/Decrease in Stock</b>		
<b>26. Employee benefit expenses</b>		
Salary and Wages	1,310.74	1,214.34
Contribution to Provident and other funds	38.41	38.86
Workmen & Staff welfare expenses	47.47	52.30
<b>Total Employee benefit expenses</b>	<b>1,396.62</b>	<b>1,305.50</b>



## Timarpur-Okhla Waste Management Company Limited

### Notes to Financial Statements

Particulars	(₹ in Lakhs)	
	Year ended March 31, 2022	Year ended March 31, 2021
<b>27. Finance Cost</b>		
a) Interest Expense		
- on Term loans	1,130.67	1,252.94
- on Bank Borrowings	18.38	14.20
- Other Interest	199.17	170.69
- Interest on Right to use of operating lease	7.48	7.63
b) Bank and Finance charges	0.76	5.63
<b>Total Finance Cost</b>	<b>1,356.46</b>	<b>1,451.09</b>
<b>28. Depreciation and amortisation</b>		
Depreciation	1,225.23	1,120.65
Amortisation	2.04	2.06
<b>Total Depreciation and amortisation</b>	<b>1,227.27</b>	<b>1,122.71</b>
<b>29. Other expenses</b>		
Stores and Spares Consumed	428.15	412.92
Power and Fuel	20.24	13.48
Ash Handling Charges	243.26	220.26
Water Charges	5.36	5.38
Repairs to Plant and Machinery	79.30	103.97
Rates and Taxes	5.17	5.00
Insurance	58.82	56.62
Repair and Maintenance-Others	10.37	25.45
Travelling and Conveyance	50.03	57.42
Vehicle Upkeep and Maintenance	0.73	0.49
Corporate Social Responsibility Expenses	10.00	16.10
Postage and Telephones	7.71	7.41
Legal and Professional Fees	482.75	391.48
Security Charges	77.04	68.15
Directors' Meeting Fees	0.83	0.83
Auditors' Remuneration	0.28	0.28
Cost Auditors' Remuneration	0.51	0.51
Purchase of CER Certificates	-	36.75
Forwarding Charges (net)	0.73	2.34
Rebate & Discount	86.99	96.59
Other Selling Expenses	56.86	6.71
Gardening Expenses	10.94	11.01
Hire Charges - Other Equipments	12.00	10.62
Environmental and other Compliances	32.00	37.44
Wheeling Charges	30.98	-
Fees and Subscription	2.57	19.56
Loss on Sale/Discard of Fixed Assets	188.99	2.36
Miscellaneous Expenses	14.36	13.68
<b>Total other expenses</b>	<b>1,916.97</b>	<b>1,622.81</b>



# Timarpur Okhla Waste Management Company Limited

## Statement of Significant Accounting Policies & Notes to Financial Statements

### Note No-30

#### 1. Corporate and General Information

Timarpur Okhla Waste Management Company Limited ("the Company") is domiciled and incorporated in India. The registered office of the Company is situated at A-1, UPSIDC Industrial Area, Nandgaon Road, Kosi Kalan, Mathura – 2181403, Uttar Pradesh.

The Company is a Power Generation Company with a capacity of 23MW Waste to Energy project at Okhla, New Delhi. The Company has a concession agreement for 25 years from September, 2012 generating and selling clean renewable energy.

#### 2. Basis of preparation

The annual financial statements comply in all material aspects with Indian Accounting Standards (IND AS) notified under Section 133 of the Companies Act, 2013 (the Act) [Companies (Indian Accounting Standards) Rules, 2015] and other relevant provisions of the Act.

The Company has consistently applied the accounting policies used in the preparation for all periods presented.

The Significant accounting policies used in preparing the financial statements are set out in Note no. 3 of the Notes to these Financial Statements.

Ministry of Corporate Affairs ("MCA") through a notification dated March 24, 2021, amended Division II of Schedule III of the Companies Act, 2013. These amendments are applicable for the reporting period beginning on or after April 1, 2021. The amendment encompasses significant additional disclosure requirements and includes certain changes to the existing disclosures. The Company has applied and incorporated the requirements of amended Division II of Schedule III of the Companies Act, 2013 while preparing these standalone financial statements based on available information including exposure draft of revised guidance note on Division II- Ind AS schedule III to the Companies Act, 2013 issued by the corporate laws & corporate governance committee of the Institute of Chartered Accountants India (ICAI).

#### 3.0 Significant Accounting Policies

##### 3.1 Basis of Measurement

The financial statements have been prepared on an accrual basis and under the historical cost convention except following which have been measured at fair value:

- financial assets and liabilities except certain Investments and borrowings carried at amortised cost,
- defined benefit plans – plan assets measured at fair value,
- derivative financial instruments.


The financial statements are presented in Indian Rupees (₹), which is the Group's functional and Group's presentation currency and all amounts are rounded to the nearest lakhs and two decimals thereof, except as stated otherwise.

##### 3.2 Property, Plant and equipment

Property, Plant and Equipment are carried at cost less accumulated depreciation and accumulated impairment losses, if any. Cost includes expenditure that is directly attributable to the acquisition of the items. Subsequent costs are included in the asset's carrying amount or recognised as a separate asset, as appropriate, only when it is probable that future economic benefits associated with the item will flow to the Company and the cost of the item can be measured reliably.

Assets are depreciated to the residual values on a straight line basis over the estimated useful lives based on technical estimates. Assets residual values and useful lives are reviewed at each financial year end considering the physical condition of the assets and benchmarking analysis or whenever there are indicators for review of residual value and useful life. Freehold land is not depreciated. Estimated useful lives of the assets are as follows:

Category of Assets	Years
<b>Building</b>	
- Building	15-40
<b>Equipment &amp; Machinery</b>	
- Plant & Machinery	03-40



**Timarpur Okhla Waste Management Company Limited**  
**Statement of Significant Accounting Policies & Notes to Financial Statements**  
**Note No-30**

<b>Other Office Equipments</b>	
- Computer equipment	3-10
- Office equipment	3-25
- Furniture & fixture	5-10

The gain or loss arising on the disposal or retirement of an item of property, plant and equipment is determined as the difference between the sales proceeds and the carrying amount of the asset and is recognised in the Statement of Profit and Loss on the date of disposal or retirement. During the year overhauling cost of Boiler & turbine is estimated to have useful life of 4 years.

**3.3 Intangible Assets**

Identifiable intangible assets are recognised a) when the Company controls the asset, b) it is probable that future economic benefits attributed to the asset will flow to the Company and c) the cost of the asset can be reliably measured.

Computer software's are capitalised at the amounts paid to acquire the respective license for use and are amortised over the period of license, generally not exceeding five years on straight line basis. The assets' useful lives are reviewed at each financial year end.

**3.4 Leases**

**Lease accounting by lessee**

Company as lessee will measure the right-of-use asset at cost by recognition a right-of-use asset and a lease liability on initial measurement of the right-of-use asset at the commencement date of the lease.


The cost of the right-of-use asset will comprise:

- the amount of the initial measurement of the lease liability,
- any lease payments made at or before the commencement date less any incentives received,
- any initial direct costs incurred
- an estimate of costs to be incurred in dismantling and removing the underlying asset, restoring the site on which it is located or restoring the underlying asset to the condition required by the terms and conditions of the lease, unless those costs are incurred to produce inventories.

Lease liability will be initially measured at the present value of the lease payments that are not paid at that date. The lease payments are discounted using the interest rate implicit in the lease, if the rate cannot be readily determined incremental borrowing rate will be considered. Interest on lease liability in each period during the lease will be the amount that produces a constant periodic rate of interest on the remaining balance of the lease liability.

Lease payments will comprise the following payments for the right to use the underlying asset during the lease term that are not paid at the commencement date:

- fixed payments less any lease incentives receivable
- variable lease payments
- amounts expected to be payable under residual value guarantees
- the exercise price of a purchase option, if the Company is reasonably certain to exercise that option
- payments of penalties for terminating the lease, if the lease term reflects the Company exercising an option to terminate the lease.



Subsequent measurement of the right-of-use asset after the commencement date will be at cost model, the value of right-of-use asset will be initially measured cost less accumulated depreciation and any accumulated impairment loss and adjustment for any re-measurement of the lease liability.

The right-of-use asset will be depreciated from the commencement date to the earlier of the end of the useful life of the asset or the end of lease term, unless lease transfers ownership of the underlying asset to the Company by the end of the lease term or if the cost of the right-of-asset reflects that the Company will exercise a purchase option, in such case the Company will



# Timarpur Okhla Waste Management Company Limited

## Statement of Significant Accounting Policies & Notes to Financial Statements

### Note No-30

depreciate asset to the end of the useful life.

Subsequent measurement of the lease liability after the commencement date will reflect the initially measured liability increased by interest on lease liability, reduced by lease payments and re-measuring the carrying amount to reflect any re-assessment or lease modification.

Right-of-use asset and lease liability are presented on the face of balance sheet. Depreciation charge on right-to-use is presented under depreciation expense as a separate line item. Interest charge on lease liability is presented under finance cost as a separate line item. Under the cash flow statement, cash flow from lease payments including interest are presented under financing activities. Short-term lease payments, payments for leases of low-value assets and variable lease payments that are not included in the measurement of the lease liabilities are presented as cash flows from operating activities.

The Company has elected to adopt the practical expedient not to account for short term leases or leases for which the underlying asset is of low value, as right-of-use assets. Company will recognise these lease payments associated with those leases as an expense on either a straight-line basis over the lease term or another systematic basis.

#### Lease accounting by lessor

Company as a lessor need to classify each of its leases either as an operating lease or a finance lease. A lease is classified as a finance lease if it transfers substantially all the risks and rewards incidental to ownership of an underlying asset. A lease is classified as an operating lease if it does not transfer substantially all the risks and rewards incidental to ownership of an underlying asset.

#### Finance lease

At the commencement date, will recognise assets held under a finance lease in its balance sheet and present them as a receivable at an amount equal to the net investment in the lease. Net investment is the discount value of lease receipts net of initial direct costs using the interest rate implicit in the lease. For subsequent measurement of finance leased assets, the Company will recognise interest income over the lease period, based on a pattern reflecting a constant periodic rate of return on the Company's net investment in the lease.

#### Operating lease

Company will recognise lease receipts from operating leases as income on either a straight-line basis or another systematic basis. Company will recognise costs, including depreciation incurred in earning the lease income as expense.

### 3.5 Cash and cash equivalents

Cash and cash equivalents includes cash on hand and at bank, deposits held at call with banks, other short-term highly liquid investments with original maturities of three months or less that are readily convertible to a known amount of cash and are subject to an insignificant risk of changes in value and are held for the purpose of meeting short-term cash commitments.

For the purpose of the Statement of Cash Flows, cash and cash equivalents consists of cash and short term deposits, as defined above, net of outstanding bank overdraft as they are being considered as integral part of the Company's cash management. Bank overdrafts are shown within borrowings in current liabilities in the balance sheet.

### 3.6 Inventories

Inventories are valued at the lower of cost and net realizable value except scrap, which is valued at net realizable value. Net realisable value is the estimated selling price in the ordinary course of business, less estimated costs of completion and the estimated costs necessary to make the sale. The cost of inventories comprises of cost of purchase, cost of conversion and other costs incurred in bringing the inventories to their respective present location and condition. Cost is computed on the weighted average basis.

### 3.7 Employee benefits

a) Short term employee benefits are recognized as an expense in the Statement of Profit and Loss of the year in which the related services are rendered. Liabilities for wages and salaries, including non-monetary benefits that are expected to be settled wholly



# Timarpur Okhla Waste Management Company Limited

## Statement of Significant Accounting Policies & Notes to Financial Statements

### Note No-30

within 12 months after the end of the period in which the employees render the related service are recognised in respect of employees' services up to the end of the reporting period and are measured at the amounts expected to be paid when the liabilities are settled. The liabilities are presented as current employee benefit obligations in the balance sheet.

b) Leave encashment is accounted for using the projected unit credit method, on the basis of actuarial valuations carried out by third party actuaries at each Balance Sheet date. Actuarial gains and losses arising from experience adjustments and changes in actuarial assumptions are charged or credited to profit and loss in the period in which they arise.

c) Contribution to Provident Fund, a defined contribution plan, is made in accordance with the statute, and is recognised as an expense in the year in which employees have rendered services.

d) The liability or asset recognised in the balance sheet in respect of gratuity plans is the present value of the defined benefit obligation at the end of the reporting period less the fair value of plan assets. The defined benefit obligation is calculated annually by actuaries using the projected unit credit method.

The present value of the defined benefit obligation denominated in Indian Rupees (₹) is determined by discounting the estimated future cash outflows by reference to market yields at the end of the reporting period on government bonds that have terms approximating to the terms of the related obligation.

The net interest cost is calculated by applying the discount rate to the net balance of the defined benefit obligation and the fair value of plan assets. This cost is included in employee benefit expense in the statement of profit and loss.

Re-measurement gains and losses arising from experience adjustments and changes in actuarial assumptions are recognised in the period in which they occur, directly in other comprehensive income. They are included in retained earnings in the statement of changes in equity and in the balance sheet.

Changes in the present value of the defined benefit obligation resulting from plan amendments or curtailments are recognised immediately in profit or loss as past service cost.

The Company operates defined benefit plans for gratuity, which requires contributions to be made to a separately administered fund. Funds are managed by trust. This trust has policy from an insurance company.

### 3.8 Foreign currency reinstatement and translation

#### (a) Functional and presentation currency

Financial statements have been presented in Indian Rupees (₹), which is the Company's functional and presentation currency.

#### (b) Transactions and balances

Transactions in foreign currencies are initially recorded by the Company at rates prevailing at the date of the transaction. Foreign exchange gains and losses resulting from the settlement of such transactions and from the translation of monetary assets and liabilities denominated in foreign currencies at the yearend exchange rates are recognised in statement of profit and loss.


Exchange gain and loss on debtors, creditors and other than financing activities are presented in the statement of profit and loss, as other income and as other expenses respectively. Foreign exchange gain and losses on financing activities to the extent that they are regarded as an adjustment to interest costs are presented in the statement of profit and loss as finance cost and balance gain and loss are presented in statement of profit and loss as other income and as other expenses respectively.

Non-monetary items that are measured at fair value in foreign currency are translated using the exchange rates at the date when the fair value was determined.

### 3.9 Financial instruments – initial recognition, subsequent measurement and impairment

A financial instrument is any contract that gives rise to a financial asset of one entity and a financial liability or equity instrument of another entity.

#### a) Financial Assets



# Timarpur Okhla Waste Management Company Limited

## Statement of Significant Accounting Policies & Notes to Financial Statements

### Note No-30

Financial Assets are classified at amortised cost or fair value through Other Comprehensive Income or fair value through Profit or Loss, depending on its business model for managing those financial assets and the assets contractual cash flow characteristics.

For assets measured at fair value, gains and losses will either be recorded in profit or loss or other comprehensive income. For investments in debt instruments, this will depend on the business model in which the investment is held. For investments in equity instruments, this will depend on whether the company has made an irrevocable election at the time of initial recognition to account for the equity investment at fair value through other comprehensive income.

The company reclassifies debt investments when and only when its business model for managing these assets changes.

For impairment purposes significant financial assets are tested on an individual basis, other financial assets are assessed collectively in groups that share similar credit risk characteristics.

#### *Measurement*

At initial recognition, the Company measures a financial asset at its fair value plus, in the case of a financial asset not at fair value through profit or loss, transaction costs that are directly attributable to the acquisition of the financial asset. Transaction costs of financial assets carried at fair value through profit or loss are expensed in profit or loss.

Financial assets with embedded derivatives are considered in their entirety when determining whether their cash flows are solely payment of principal and interest.

#### **i. Trade receivables**

A receivable is classified as a 'trade receivable' if it is in respect to the amount due from customers on account of goods sold or services rendered in the ordinary course of business. Trade receivables are recognised initially at fair value and subsequently measured at amortised cost using the effective interest method, less provision for impairment. For some trade receivables the Company may obtain security in the form of guarantee, security deposit or letter of credit which can be called upon if the counterparty is in default under the terms of the agreement.

Impairment is made on the expected credit losses, which are the present value of the cash shortfalls over the expected life of financial assets. The impairment methodology applied depends on whether there has been a significant increase in credit risk. The estimated impairment losses are recognised in a separate provision for impairment and the impairment losses are recognised in the Statement of Profit and Loss within other expenses.

Subsequent changes in assessment of impairment are recognised in provision for impairment and the change in impairment losses are recognised in the Statement of Profit and Loss within other expenses.

For foreign currency trade receivable, impairment is assessed after reinstatement at closing rates.

Individual receivables which are known to be uncollectible are written off by reducing the carrying amount of trade receivable and the amount of the loss is recognised in the Statement of Profit and Loss within other expenses.


Subsequent recoveries of amounts previously written off are credited to other Income

#### **ii. Investment in equity shares**

Investment in equity securities are initially measured at fair value. Any subsequent fair value gain or loss is recognized through Profit or Loss if such investments in equity securities are held for trading purposes. The fair value gains or losses of all other equity securities are recognized in Other Comprehensive Income. Where the company's management has elected to present fair value gains and losses on equity investments in other comprehensive income, there is no subsequent reclassification of fair value gains and losses to profit and loss. Dividends from such investments are recognised in profit and loss as other income when the company's right to receive payments is established. Impairment losses (and reversal of impairment losses) on equity investments measured at FVOCI are not reported separately from other changes in fair value.

#### *De-recognition of financial asset*

A financial asset is derecognised only when



# Timarpur Okhla Waste Management Company Limited

## Statement of Significant Accounting Policies & Notes to Financial Statements

### Note No-30

- The company has transferred the rights to receive cash flows from the financial asset or
- Retains the contractual rights to receive the cash flows of the financial asset, but assumes a contractual obligation to pay the cash flows to one or more recipients.

Where the entity has transferred an asset, the company evaluates whether it has transferred substantially all risks and rewards of ownership of the financial asset. In such cases, the financial asset is derecognised. Where the entity has not transferred substantially all risks and rewards of ownership of the financial asset, the financial asset is not derecognised.

Where the entity has neither transferred a financial asset nor retains substantially all risks and rewards of ownership of the financial asset, the financial asset is derecognised if the company has not retained control of the financial asset. Where the company retains control of the financial asset, the asset is continued to be recognised to the extent of continuing involvement in the financial asset.

#### **b) Financial Liabilities**

At initial recognition, all financial liabilities other than fair valued through profit and loss are recognised initially at fair value less transaction costs that are attributable to the issue of financial liability. Transaction costs of financial liability carried at fair value through profit or loss is expensed in profit or loss.

##### **i. Financial liabilities at fair value through profit or loss**

Financial liabilities at fair value through profit or loss include financial liabilities held for trading. The Company has not designated any financial liabilities upon initial measurement recognition at fair value through profit or loss. Financial liabilities at fair value through profit or loss are at each reporting date at fair value with all the changes recognized in the Statement of Profit and Loss.

##### **ii. Financial liabilities measured at amortised cost**

At initial recognition, all financial liabilities other than fair valued through profit and loss are recognised initially at fair value less transaction costs that are attributable to the issue of financial liability. Transaction costs of financial liability carried at fair value through profit or loss is expensed in profit or loss.

Financial liabilities are classified in two categories; subsequent measurement of financial assets is depended on initial categorisation. These categories and their classification are as below:

##### **i. Financial liabilities at fair value through profit or loss**

Financial liabilities at fair value through profit or loss include financial liabilities held for trading. The Company has not designated any financial liabilities upon initial measurement recognition at fair value through profit or loss. Financial liabilities at fair value through profit or loss are at each reporting date at fair value with all the changes recognized in the Statement of Profit and Loss.

##### **ii. Financial liabilities measured at amortised cost**

#### *Borrowings*

Borrowings are initially recognised at fair value, net of transaction costs incurred. Borrowings are subsequently measured at amortised cost. Any difference between the proceeds (net of transaction costs) and the redemption amount is recognised in profit or loss over the period of the borrowings using the effective interest method. Fees paid on the establishment of loan facilities are recognised as transaction costs of the loan to the extent that it is probable that some or all of the facility will be drawn down. In this case, the fee is deferred until the draw down occurs. To the extent there is no evidence that it is probable that some or all of the facility will be drawn down, the fee is capitalised as a prepayment for liquidity services and amortised over the period of the facility to which it relates.

Borrowings are derecognised from the balance sheet when the obligation specified in the contract is discharged, cancelled or expired. The difference between the carrying amount of a financial liability that has been extinguished or transferred to another party and the consideration paid, including any non-cash assets transferred or liabilities assumed, is recognised in profit or loss as other gains/(losses).

Borrowings are classified as current liabilities unless the company has unconditional right to defer settlement of the liability for atleast twelve months after reporting period.

#### *Trade and other payables*



# Timarpur Okhla Waste Management Company Limited

## Statement of Significant Accounting Policies & Notes to Financial Statements

### Note No-30

A payable is classified as 'trade payable' if it is in respect of the amount due on account of goods purchased or services received in the normal course of business. These amounts represent liabilities for goods and services provided to the Company prior to the end of financial year which are unpaid. Trade and other payables are presented as current liabilities unless payment is not due within 12 months after the reporting period. They are recognised initially at their fair value and subsequently measured at amortised cost using the effective interest method.

#### *De-recognition of financial liability*

A financial liability is derecognised when the obligation under the liability is discharged or cancelled or expires. The difference between the carrying amount of a financial liability that has been extinguished or transferred to another party and the consideration paid, including any non-cash assets transferred or liabilities assumed, is recognised in profit or loss as other income or finance costs. A payable is classified as 'trade payable' if it is in respect of the amount due on account of goods purchased or services received in the normal course of business. These amounts represent liabilities for goods and services provided to the Company prior to the end of financial year which are unpaid. Trade and other payables are presented as current liabilities unless payment is not due within 12 months after the reporting period. They are recognised initially at their fair value and subsequently measured at amortised cost using the effective interest method.

#### **3.10 Derivative financial instruments**

The Company uses derivative financial instruments, such as forward currency contracts and interest rate swaps to hedge its foreign currency risks and interest rate risks. Derivative financial instruments are initially recognised at fair value on the date a derivative contract is entered into and are subsequently re-measured at their fair value at the end of each period. The method of recognizing the resulting gain or loss depends on whether the derivative is designated as a hedging instrument, and if so, on the nature of the item being hedged. Any gains or losses arising from changes in the fair value of derivatives are taken directly to profit or loss.

#### **3.11 Equity share capital**

Ordinary shares are classified as equity. Incremental costs net of taxes directly attributable to the issue of new equity shares are reduced from retained earnings, net of taxes.

#### **3.12 Borrowing costs**

General and specific borrowing costs that are directly attributable to the acquisition, construction or production of a qualifying asset are capitalised during the period of time that is required to complete and prepare the asset for its intended use or sale. Qualifying assets are assets that necessarily take a substantial period of time to get ready for their intended use or sale.

Investment income earned on the temporary investment of specific borrowings pending their expenditure on qualifying assets is deducted from the borrowing costs eligible for capitalisation.

Other borrowing costs are expensed in the period in which they are incurred.


#### **3.13 Taxation**

Income tax expenses or credit for the period comprised of tax payable on the current period's taxable income based on the applicable income tax rate, the changes in deferred tax assets and liabilities attributable to temporary differences and to unused tax losses, minimum alternative tax (MAT) and previous year tax adjustments.

Tax is recognised in the Statement of Profit and Loss, except to the extent that it relates to items recognised directly in equity or other comprehensive income, in such cases the tax is also recognised directly in equity or in other comprehensive income. Any subsequent change in direct tax on items initially recognised in equity or other comprehensive income is also recognised in equity or other comprehensive income, such change could be for change in tax rate.

The current income tax charge or credit is calculated on the basis of the tax law enacted after considering allowances, exemptions and unused tax losses under the provisions of the applicable Income Tax Laws. Current tax assets and current tax liabilities are off set, and presented as net.

Deferred income tax is recognised, using the liability method, on temporary differences arising between the tax base of assets and liabilities and their carrying amounts in the financial statements. Deferred income tax is determined using tax rates and laws that have been enacted or substantially enacted by the end of the reporting period and are expected to apply when the related deferred income tax asset is realised or the deferred income tax liability is settled.



# Timarpur Okhla Waste Management Company Limited

## Statement of Significant Accounting Policies & Notes to Financial Statements

### Note No-30

Deferred tax liabilities are recognised for all taxable temporary differences and deferred tax assets are recognised for all deductible temporary differences and unused tax losses only if it is probable that future taxable amounts will be available to utilise those temporary differences and losses. Deferred tax assets and deferred tax liabilities are off set, and presented as net.

The carrying amount of deferred tax assets is reviewed at each balance sheet date and reduced to the extent that it is no longer probable that sufficient taxable profits will be available against which the temporary differences can be utilised.

The Company recognises Credit of MAT as an asset when there is reasonable certainty that the Company will pay normal income tax during the specified period, i.e., the period for which MAT credit is allowed to be carried forward. In the year in which the MAT credit becomes eligible to be recognised as an asset, the said asset is created by way of a credit to the statement of profit and loss account and included in the deferred tax assets. The carrying amount of MAT is reviewed at each balance sheet date.

#### 3.14 Revenue recognition and other operating income

The Company has adopted the new standard Ind AS 115, "Revenue from contracts with customers" from April 1, 2018, applying the modified retrospective approach which provides that the cumulative impact of the adoption will be recognised in retained earnings as of April 1, 2018 and comparatives will not be restated. Ind AS 115 did not have material impact on the amount or timing of recognition of reported revenue except contract acquisition cost which has been recognised as per principles of Ind AS 115.

##### a) Sale of goods

Revenue from sale of goods is recognised when control of products, being sold has been transferred to the customer and when there are no longer any unfulfilled obligations to the customer.

##### b) Sale of Power

The Company primarily generates revenue from contracts with customers for supply of power generated from power plant.

##### c) Sale of CER

Revenue from (i) self-generated CER is recognized on the date of receipt of certificates at its estimated realizable value and (ii) from purchased CER, at its selling price at the time of sale. The difference between actual selling price and the carrying amount is accounted for in the year of sale. CER not sold on each reporting date are valued at lower of initial estimated realizable value or market value and considered in other current financial assets.

##### d) Sale of Service-job work

Revenue from job work charges are recognised based on stage of completion of the contract subject to job work. Stage of completion is determined using "Input methods" as a proportion of cost incurred to date to the total estimated contract cost. Estimated loss on job work to be undertaken in future years are provided for in the period in which the estimate results in a loss on job work.

##### e) Other Operating Income

Government Grants related to operations are recognised in books after due consideration of certainty of utilization/receipt of such incentives.

##### f) Other Income

##### Interest


Interest income is recognised on a time proportion basis taking into account the amount outstanding and the rate applicable.

##### Dividend

Dividend income is recognised when the right to receive dividend is established.

#### 3.15 Government Grant

Government grants with a condition to purchase, construct or otherwise acquire long-term assets are initially measured based on grant receivable under the scheme. Such grants are recognised in the Statement of Profit and Loss on a systematic basis over the useful life of the asset. Amount of benefits receivable in excess of grant income accrued based on usage of the assets is



# Timarpur Okhla Waste Management Company Limited

## Statement of Significant Accounting Policies & Notes to Financial Statements

### Note No-30

accounted as Government grant received in advance. Changes in estimates are recognised prospectively over the remaining life of the assets.

Grants from the government are recognised at their fair value where there is a reasonable assurance that the grant will be received and the company will comply with all attached condition.

Government revenue grants relating to income are deferred and recognised in the Statement of Profit and Loss over the period necessary to match them with the costs that they are intended to compensate.

#### 3.16 Earnings per share

Basic earnings per share is computed using the net profit for the year attributable to the shareholders' and weighted average number of shares outstanding during the year. The weighted average numbers of shares also includes fixed number of equity shares that are issuable on conversion of compulsorily convertible preference shares, debentures or any other instrument, from the date consideration is receivable (generally the date of their issue ) of such instruments.

Diluted earnings per share is computed using the net profit for the year attributable to the shareholder' and weighted average number of equity and potential equity shares outstanding during the year including share options, convertible preference shares and debentures, except where the result would be anti-dilutive. Potential equity shares that are converted during the year are included in the calculation of diluted earnings per share, from the beginning of the year or date of issuance of such potential equity shares, to the date of conversion.

#### 3.17 Provisions and contingencies

##### a) Provisions

Provisions are recognised when the Company has a present obligation (legal or constructive) as a result of a past event, it is probable that an outflow of resources embodying economic benefits will be required to settle the obligation and a reliable estimate can be made of the amount of the obligation. Provisions are not recognised for future operating losses.

Provisions are measured at the present value of management's best estimate of the expenditure required to settle the present obligation at the end of the reporting period. The discount rate used to determine the present value is a pre-tax rate that reflects current market assessments of the time value of money and the risks specific to the liability. The increase in the provision due to the passage of time is recognised as interest expense.

##### b) Contingencies

Contingent liabilities are disclosed when there is a possible obligation arising from past events, the existence of which will be confirmed only by the occurrence or non-occurrence of one or more uncertain future events not wholly within the control of the Company or a present obligation that arises from past events where it is either not probable that an outflow of resources will be required to settle or a reliable estimate of the amount cannot be made. Information on contingent liability is disclosed in the Notes to the Financial Statements. Contingent assets are not recognised. However, when the realisation of income is virtually certain, then the related asset is no longer a contingent asset, but it is recognised as an asset.

#### 3.18 Current versus non-current classification


The Company presents assets and liabilities in statement of financial position based on current/non-current classification.

The Company has presented non-current assets and current assets before equity, non-current liabilities and current liabilities in accordance with Schedule III, Division II of Companies Act, 2013 notified by MCA.

An asset is classified as current when it is:

- Expected to be realised or intended to be sold or consumed in normal operating cycle,
- Held primarily for the purpose of trading,
- Expected to be realised within twelve months after the reporting period, or
- Cash or cash equivalent unless restricted from being exchanged or used to settle a liability for at least twelve months after the reporting period.

All other assets are classified as non-current.



**Timarpur Okhla Waste Management Company Limited**  
**Statement of Significant Accounting Policies & Notes to Financial Statements**  
**Note No-30**

A liability is classified as current when:

- a) It is expected to be settled in normal operating cycle,
- b) It is held primarily for the purpose of trading,
- c) It is due to be settled within twelve months after the reporting period, or
- d) There is no unconditional right to defer the settlement of the liability for at least twelve months after the reporting period.

All other liabilities are classified as non-current.

The operating cycle is the time between the acquisition of assets for processing and their realisation in cash or cash equivalents. Deferred tax assets and liabilities are classified as non-current assets and liabilities.

**3.19 Recent accounting pronouncements**

New and amended standards applied

The group has applied the following amendments to Ind AS for the first time for their annual reporting period commencing 1 April 2021:

- Extension of COVID-19 related concessions – amendments to Ind AS 116
- Interest rate benchmark reform – amendments to Ind AS 109, Financial Instruments, Ind AS 107, Financial Instruments: Disclosures, Ind AS 104, Insurance Contracts and Ind AS 116, Leases.

The amendments listed above did not have any impact on the amounts recognised in prior periods and are not expected to significantly affect the current or future periods.

Ministry of Corporate Affairs (“MCA”) has vide notification dated 23 March 2022 notified Companies (Indian Accounting Standards) Amendment Rules, 2022 which amends certain accounting standards, and are effective 1 April 2022. These amendments are not expected to have a material impact on the group in the current or future reporting periods and on foreseeable future transactions.

Ministry of Corporate Affairs (“MCA”) amended the Schedule III to the Companies Act, 2013 on 24 March 2021 to increase the transparency and provide additional disclosures to users of financial statements. These amendments are effective from 1 April 2021.

Consequent to above, the group has changed the classification/presentation of

- (i) current maturities of long-term borrowings
- (ii) security deposits, in the current year.

The current maturities of long-term borrowings (including interest accrued) has now been included in the “Current borrowings” line item. Previously, current maturities of long-term borrowings and interest accrued were included in ‘other financial liabilities’ line item.

Further, security deposits (which meet the definition of a financial asset as per Ind AS 32) have been included in ‘other financial assets’ line item. Previously, these deposits were included in ‘loans’ line item.

**4. Critical accounting estimates, assumptions and judgements**

In the process of applying the Company’s accounting policies, management has made the following estimates, assumptions and judgements, which have significant effect on the amounts recognised in the financial statement:

*(a) Property, plant and equipment*

External adviser or internal technical team assess the remaining useful lives and residual value of property, plant and equipment. Management believes that the assigned useful lives and residual value are reasonable.

*(b) Intangibles*

Internal technical or user team assess the remaining useful lives of Intangible assets. Management believes that assigned useful lives are reasonable.

*(c) Income taxes*





# Timarpur Okhla Waste Management Company Limited

## Statement of Significant Accounting Policies & Notes to Financial Statements

### Note No-30

Management judgment is required for the calculation of provision for income taxes and deferred tax assets and liabilities. The Company reviews at each balance sheet date the carrying amount of deferred tax assets. The factors used in estimates may differ from actual outcome which could lead to significant adjustment to the amounts reported in the financial statements.

#### (d) Contingencies

Management judgement is required for estimating the possible outflow of resources, if any, in respect of contingencies/claim/litigations against the Company as it is not possible to predict the outcome of pending matters with accuracy.

#### (e) Allowance for uncollected accounts receivable and advances

Trade receivables do not carry any interest and are stated at their normal value as reduced by appropriate allowances for estimated irrecoverable amounts. Individual trade receivables are written off when management deems them not to be collectible.

#### (f) Insurance claims

Insurance claims are recognised when the Company have reasonable certainty of recovery. Subsequently any change in recoverability is provided for.

#### (g) Liquidated damages

Liquidated damages payable are estimated and recorded as per contractual terms; estimate may vary from actuals as levy by customer.

## 5. Financial risk management

### 5.1 Financial risk factors

The Company's principal financial liabilities, comprise borrowings, trade and other payables. The main purpose of these financial liabilities is to manage finances for the Company's operations. The Company's activities expose it to Liquidity risk:

#### i) Market risk

Market risk is the risk that the fair value or future cash flows of a financial instrument will fluctuate because of changes in market prices. Market prices comprise three types of risk: currency rate risk, interest rate risk and other price risks, such as equity price risk and commodity risk. Financial instruments affected by market risk include loans and borrowings, deposits, investments, and derivative financial instruments. Interest rate risk is the risk that the fair value or future cash flows of a financial instrument will fluctuate because of changes in market interest rates. This is based on the financial assets and financial liabilities held as of March 31, 2022 and March 31, 2021.

#### ii) Credit risk


Credit risk is the risk that a counter party will not meet its obligations under a financial instrument or customer contract, leading to a financial loss

#### iii) Liquidity risk.

Liquidity risk is the risk that the Company may not be able to meet its present and future cash and collateral obligations without incurring unacceptable losses.

The Company's overall risk management programme focuses on the unpredictability of financial markets and seeks to minimise potential adverse effects on the Company's financial performance.

### Market Risk



**Timarpur Okhla Waste Management Company Limited**  
**Statement of Significant Accounting Policies & Notes to Financial Statements**  
**Note No-30**

The sensitivity analysis excludes the impact of movements in market variables on the carrying value of post-employment benefit obligations provisions and on the non-financial assets and liabilities. The sensitivity of the relevant Statement of Profit and Loss item is the effect of the assumed changes in the respective market risks. The Company's activities expose it to a variety of financial risks, including the effects of changes in foreign currency exchange rates and interest rates. However, such effect is not material.

**(a) Foreign exchange risk and sensitivity**

The Company transacts business in Indian Rupee and in foreign currency. The Company had obtained foreign currency loans and repaid wholly during the year and has foreign currency trade payables and receivables and is therefore, exposed to foreign exchange risk. Certain transactions of the Company act as a natural hedge as a portion of both assets and liabilities are denominated in similar foreign currencies. For the remaining exposure to foreign exchange risk, the Company adopts a policy of selective hedging based on risk perception of the management. Foreign exchange hedging contracts are carried at fair value. The assumed movement in exchange rate sensitivity analysis is based on the currently observable market environment. Summary of exchange difference accounted in Statement of Profit and Loss:

(₹ in lakhs)

Particulars	For the year ended March 31, 2022	For the year ended March 31, 2021
<b>Currency fluctuations</b>		
Net foreign exchange gain	16.60	0.32
<b>Total</b>	<b>16.60</b>	<b>0.32</b>

**(b) Interest rate risk and sensitivity**

The Company's exposure to the risk of changes in market interest rates relates primarily to the Company's long term debt obligations with floating interest rates, any changes in the interest rates environment may impact future cost of borrowing.

With all other variables held constant, the following table demonstrates the impact of borrowing cost on floating rate portion of loans and borrowings and loans on which interest rate swaps are taken.

The assumed movement in basis points for interest rate sensitivity analysis is based on the currently observable market environment.

(₹ in lakhs)


Interest rate sensitivity	Increase/Decrease in basis points	Effect on profit before tax For the Year ended 31 March 2022	Effect on profit before tax For the Year ended 31 March 2021
INR	+50	(54.91)	(58.76)
	-50	54.91	58.76

**Interest rate and currency of borrowings**

The below table demonstrate the following of fixed and floating rate of Interest.

(₹ in lakhs)

Particulars	Total Borrowing	Floating Rate Borrowing	Fixed Rate Borrowing	Weighted Average Rate
INR	11,478.55	11,478.55	-	11.66%
<b>Total as on 31st March 2022</b>	<b>11,478.55</b>	<b>11,478.55</b>	-	<b>11.66%</b>
INR	12,261.03	12,261.02	-	11.66%
<b>Total as on 31st March 2021</b>	<b>12,261.03</b>	<b>12,261.02</b>	-	<b>11.66%</b>



**Timarpur Okhla Waste Management Company Limited**  
**Statement of Significant Accounting Policies & Notes to Financial Statements**  
**Note No-30**

**Credit risk**

The Company is exposed to credit risk from its operating activities (primarily trade receivables) and from its financing activities, including deposits with banks, mutual funds and financial institutions and other financial instruments.

*Trade Receivables*

The Company extends credit to customers in normal course of business. The Company considers factors such as credit track record in the market and past dealings for extension of credit to customers. The Company monitors the payment track record of the customers. Outstanding customer receivables are regularly monitored. The Company evaluates the concentration of risk with respect to trade receivables as low, as its customers are located in several jurisdictions and industries and operate in largely independent markets. The Company has also taken advances and security deposits from its customers & distributors, which mitigate the credit risk to an extent.

*Provision for expected credit losses*

The Company extends credit to customers as per the internal credit policy. Any deviation are approved by appropriate authorities, after due consideration of the customers credentials and financial capacity, trade practices and prevailing business and economic conditions. The Company's historical experience of collecting receivables and the level of default indicate that credit risk is low and generally uniform across markets; consequently, trade receivables are considered to be a single class of financial assets. All overdue customer balances are evaluated taking into account the age of the dues, specific credit circumstances, the track record of the customers etc. Loss allowances and impairment is recognised, where considered appropriate by the management.

The ageing of unsecured trade receivable is as below:

Particulars	Neither due nor impaired	Past due			Total
		upto 6 months	6 to 12 months	Above 12 months	
(₹ in lakhs)					
<b>As at March 31, 2022</b>					
Trade receivable					
Unsecured considered good	319.50	5.18	0.13	0.32	325.13
<b>As at March 31, 2021</b>					
Trade receivable					
Unsecured considered good	399.18	1.45	0.04	0.24	400.91


- Financial instruments and cash deposits

The Company considers factors such as track record, size of the institution, market reputation and service standards to select the banks with which balances and deposits are maintained. Generally, the balances are maintained with the institutions with which the Company has also availed borrowings. The Company does not maintain significant cash and deposit balances other than those required for its day to day operations.

**Liquidity risk**

The Company's objective is to; at all times maintain optimum levels of liquidity to meet its cash and collateral requirements. The Company relies on a mix of borrowings, capital infusion and excess operating cash flows to meet its needs for funds. The current committed lines of credit are sufficient to meet its short to medium term expansion needs. The Company monitors rolling forecasts of its liquidity requirements to ensure it has sufficient cash to meet operational needs while maintaining sufficient headroom on its undrawn committed borrowing facilities at all times so that the Company does not breach borrowing limits or covenants (where applicable) on any of its borrowing facilities.

The table below provides undiscounted cash flows towards non-derivative financial liabilities and net-settled derivative financial liabilities into relevant maturity based on the remaining period at the balance sheet to the contractual maturity date.



**Timarpur Okhla Waste Management Company Limited**  
**Statement of Significant Accounting Policies & Notes to Financial Statements**  
**Note No-30**

(₹ in lakhs)

Particulars	Carrying Amount	On demand	Maturity Profile on 31st March, 2022			Total
			< 6 months	6-12 months	> 1 years	
Interest bearing borrowings	11,478.55	-	516.18	860.13	10,102.24	11,478.55
Trade payable	262.34	237.85	24.49	-	-	262.34
Other liabilities	497.19	210.24	134.10	-	152.85	497.19
<b>Total</b>	<b>12,238.08</b>	<b>448.09</b>	<b>674.77</b>	<b>860.13</b>	<b>10,255.09</b>	<b>12,238.08</b>

Particulars	Carrying Amount	On demand	Maturity Profile on 31st March, 2021			Total
			< 6 months	6-12 months	> 1 years	
Interest bearing borrowings	12,261.02	-	547.00	812.71	10,901.31	12,261.02
Trade payable	272.57	254.86	17.71	-	-	272.57
Other liabilities	505.88	-	407.01	5.10	93.77	505.88
<b>Total</b>	<b>13,039.47</b>	<b>254.86</b>	<b>971.72</b>	<b>817.81</b>	<b>10,995.08</b>	<b>13,039.47</b>

The Company is required to maintain ratios (including total debt to EBITDA / net worth, EBITDA to gross interest, debt service coverage ratio and secured coverage ratio) as mentioned in the loan agreements at specified levels. In the event of failure to meet any of these ratios these loans become callable at the option of lenders, except where exemption is provided by lender.

The Company has the following undrawn borrowing facilities (**Unused lines of credit**):

(₹ lakhs)

Particulars	As at March 31, 2022	As at March 31, 2021
Secured	17.68	65.10
<b>Total</b>	<b>17.68</b>	<b>65.10</b>

**Competition and price risk**

The Company faces competition from local and foreign competitors. Nevertheless, it believes that it has competitive advantage in terms of high quality products and by continuously upgrading its expertise and range of products to meet the needs of its customers.


**Capital risk management**

The Company aim to manage its capital efficiently so as to safeguard its ability to continue as a going concern and to optimise returns to our shareholders.

The capital structure of the Company is based on management's judgement of the appropriate balance of key elements in order to meet its strategic and day-to-day needs. We consider the amount of capital in proportion to risk and manage the capital structure in light of changes in economic conditions and the risk characteristics of the underlying assets. In order to maintain or adjust the capital structure, the Company may adjust the amount of dividends paid to shareholders, return capital to shareholders or issue new shares.

The Company's policy is to maintain a stable and strong capital structure with a focus on total equity so as to maintain investor, creditors and market confidence and to sustain future development and growth of its business. The Company will take appropriate steps in order to maintain, or if necessary adjust, its capital structure.

The Company monitors capital using gearing ratio, which is net debt divided by total capital which is given as under:-



**Timarpur Okhla Waste Management Company Limited**  
**Statement of Significant Accounting Policies & Notes to Financial Statements**  
**Note No-30**

(₹ in lakhs)		
Particulars	As at March 31, 2022	As at March 31, 2021
Loans and borrowings	11,478.55	12,261.03
Less: cash and cash equivalents	147.78	391.69
Net debt (A)	11,330.77	11,869.34
Equity (B)	16,926.87	16,391.84
Total capital C= (A+B)	28,257.64	28,261.18
Gearing ratio D= (A/C)	40.10%	42.00%

In order to achieve this overall objective, the Company's capital management, amongst other things, aims to ensure that it meets financial covenants attached to the interest-bearing loans and borrowings that define capital structure requirements. There have been no breaches of the financial covenants of any interest bearing loans and borrowing for reported periods.

**6. Fair value of financial assets and liabilities**

Set out below is a comparison by class of the carrying amounts and fair value of the Company's financial instruments that are recognised in the financial statements.


(₹ in lakhs)				
Particulars	As at March 31, 2022		As at March 31, 2021	
	Carrying amount	Fair Value	Carrying amount	Fair Value
<b>Financial assets designated at amortised cost</b>				
Fixed deposits with banks	1,094.79	1,094.79	-	-
Cash and bank balances	147.78	147.78	391.69	391.69
Trade and other receivables	325.13	325.13	400.91	400.91
Other financial assets	1,569.45	1,569.45	1,621.07	1,621.07
	<b>3,137.15</b>	<b>3,137.15</b>	<b>2,413.67</b>	<b>2,413.67</b>
<b>Financial liabilities designated at amortised cost</b>				
Borrowings- floating rate	0.11	0.11	12,261.03	12,261.03
Trade & other payables	262.34	262.34	272.57	272.57
Other financial liabilities	497.19	497.19	505.88	505.88
	<b>759.64</b>	<b>759.64</b>	<b>13,039.48</b>	<b>13,039.48</b>

**Fair Valuation techniques**

The Company maintains policies and procedures to value financial assets or financial liabilities using the best and most relevant data available. The fair values of the financial assets and liabilities are included at the amount that would be received to sell an asset or paid to transfer a liability in an orderly transaction between market participants at the measurement date.

The following methods and assumptions were used to estimate the fair values:

- 1) Fair value of cash and deposits, trade receivables, trade payables, and other current financial assets and liabilities approximate their carrying amounts largely due to the short-term maturities of these instruments.
- 2) Long-term fixed-rate and variable-rate receivables / borrowings are evaluated by the Company based on parameters such as interest rates, specific country risk factors, credit risk and other risk characteristics. Fair value of variable interest rate borrowings is not material different from carrying values. For fixed interest rate borrowing fair value is determined by using the discounted cash flow (DCF) method using discount rate that reflects the issuer's borrowings rate. Risk of non-performance for the company is considered to be insignificant in valuation.
- 3) The fair values of derivatives are estimated by using pricing models, where the inputs to those models are based on readily observable market parameters basis contractual terms, period to maturity, and market parameters such as interest rates, foreign exchange rates, and volatility. These models do not contain a high level of subjectivity as the valuation techniques used do not require significant judgement, and inputs thereto are readily observable from actively quoted market prices. Management has evaluated the credit and non-performance risks associated with its derivative counterparties and believe them to be insignificant and not warranting a credit adjustment.
- 4) The fair value of fixed interest bearing loans, borrowings and deposits is estimated by discounting future cash flows using rates currently available for debt on similar terms, credit risk and remaining maturities.



**Timarpur Okhla Waste Management Company Limited**  
**Statement of Significant Accounting Policies & Notes to Financial Statements**  
**Note No-30**

- 5) IND AS 101 allow Company to fair value property, plant and machinery on transition to IND AS, the Company has fair valued property, plant and equipment, and the fair valuation is based on replacement cost approach.

**Fair Value hierarchy**

The following table provides the fair value measurement hierarchy of Company's asset and liabilities, grouped into Level 1 to Level 3 as described below:

- Quoted prices / published NVA (unadjusted) in active markets for identical assets or liabilities (level 1). It includes fair value of financial instruments traded in active markets and are based on quoted market prices at the balance sheet date and financial instruments like mutual funds for which net assets value( NAV) is published mutual fund operators at the balance sheet date.
- Inputs other than quoted prices included within level 1 that are observable for the asset or liability, either directly (that is, as prices) or indirectly (that is, derived from prices) (level 2). It includes fair value of the financial instruments that are not traded in an active market (for example, over-the-counter derivatives) is determined by using valuation techniques. These valuation techniques maximise the use of observable market data where it is available and rely as little as possible on the company specific estimates. If all significant inputs required to fair value an instrument are observable. Derivatives included interest rate swaps and foreign currency forwards.
- Inputs for the asset or liability that are not based on observable market data (that is, unobservable inputs) (level 3). If one or more of the significant inputs is not based on observable market data, the instrument is included in level 3.

**Fair value hierarchy**

The following table provides the fair value measurement hierarchy of Company's asset and liabilities, grouped into Level 1 to Level 3 as described below:

**Assets / Liabilities for which fair value is disclosed**

(₹ in lakhs)

Particulars	As at March 31, 2022		
	Level 1	Level 2	Level 3
<b>Financial liabilities</b>			
Borrowings- fixed rate		-	
Other financial liabilities		497.19	

(Amount in ₹)

Particulars	As at March 31, 2021		
	Level 1	Level 2	Level 3
<b>Financial liabilities</b>			
Borrowings- fixed rate		-	
Other financial liabilities		505.88	

During the year ended March 31, 2022 and March 31, 2021, there were no transfers between Level 1 and Level 2 fair value measurements, and no transfer into and out of Level 3 fair value measurements.

Following table describes the valuation techniques used and key inputs to valuation within level 2 and 3, and quantitative information about significant unobservable inputs for fair value measurements within Level 3 of the fair value hierarchy as of March 31, 2022 and March 31, 2021, respectively:

a) **Assets / Liabilities for which fair value is disclosed**

Particulars	Fair value hierarchy	Valuation technique	Inputs used
<b>Financial liabilities</b>			
Other borrowings- fixed rate	Level 2	Discounted Cash Flow	Prevailing interest rates in market, Future payouts
Other financial liabilities	Level 2	Discounted Cash Flow	Prevailing interest rates discount future cash flows



**Timarpur Okhla Waste Management Company Limited**  
**Statement of Significant Accounting Policies & Notes to Financial Statements**  
**Note No-30**

**7. Borrowing cost and currency fluctuations capitalised**

(₹ in lakhs)		
Particulars	Year ended March 31, 2022	Year ended March 31, 2021
Borrowing cost Capitalised	11.90	40.43

**8. Estimated amount of contract remaining to be executed on capital account and not provided for (net of advances)**

(₹ in lakhs)		
Particulars	As at March 31, 2022	As at March 31, 2021
Property, Plant and Equipment	-	85.75

**9. Retirement benefit obligations**

**I. Expense recognised for Defined Contribution plan**


(₹ in lakhs)		
Particulars	Year ended March 31, 2022	Year ended March 31, 2021
Company's contribution to provident fund	24.56	24.53
Company's contribution to ESI	0.83	0.78
Company's contribution to superannuation fund	13.02	13.55
<b>Total</b>	<b>38.41</b>	<b>38.86</b>

**II. Movement in Defined Benefit Obligation**

(₹ in Lakhs)		
Particulars	Gratuity (funded)	leave encashment (unfunded)
<b>Present value of obligation - April 1, 2021</b>	<b>110.73</b>	<b>81.27</b>
Interest cost	8.03	5.89
Current service cost	12.66	11.19
Transfer in / (Out)	-	-
Benefits paid	(13.54)	(27.85)
Past Service Cost	-	-
Remeasurements - actuarial loss/ (gain)	(8.69)	5.13
<b>Present value of obligation - March 31, 2022</b>	<b>109.19</b>	<b>75.63</b>
<b>Present value of obligation - April 1, 2020</b>	<b>97.37</b>	<b>72.56</b>
Interest cost	6.82	5.08
Current service cost	13.72	12.66
Transfer in / (Out)	0.30	-
Benefits paid	(4.81)	(14.18)
Past Service Cost	-	-
Remeasurements - actuarial loss/ (gain)	(2.67)	5.15
<b>Present value of obligation - March 31, 2021</b>	<b>110.73</b>	<b>81.27</b>

**III. Movement in Plan Assets – Gratuity**

(₹ in Lakhs)		
Particulars	Year ended March 31, 2022	Year ended March 31, 2021
Fair value of plan assets at beginning of year	105.80	99.72
Expected return on plan assets	7.67	6.98
Transfer in / (Out)	-	0.30
Employer contributions	17.02	4.44
Benefits paid	(13.54)	(4.81)



**Timarpur Okhla Waste Management Company Limited**  
**Statement of Significant Accounting Policies & Notes to Financial Statements**  
**Note No-30**

Actuarial gain / (loss)	(1.11)	(0.83)
<b>Fair value of plan assets at end of year</b>	<b>115.84</b>	<b>105.80</b>
Present value of obligation	109.19	110.73
Net funded status of plan	6.65	(4.93)
<b>Actual return on plan assets</b>	<b>6.56</b>	<b>6.15</b>

**IV. Recognised in statement of profit and loss**

(₹ in Lakhs)

Particulars	Gratuity	Leave
		Encashment
Interest cost	8.03	5.89
Current Service cost	12.66	11.19
Past service cost	-	-
Actuarial gain / (loss)	-	5.13
Expected return on plan assets	(7.67)	-
<b>Year ended March 31, 2022</b>	<b>13.02</b>	<b>22.21</b>
Interest cost	6.82	5.08
Current Service cost	13.72	12.66
Past service cost	-	-
Actuarial gain / (loss)	-	5.15
Expected return on plan assets	(6.98)	-
<b>Year ended March 31, 2021</b>	<b>13.56</b>	<b>22.89</b>
Actual return on plan assets	6.56	

**V. Recognised in Other Comprehensive Income**

(₹ in Lakhs)

Particulars	Gratuity
Remeasurement - Acturial loss/(gain)	(7.59)
Year ended March 31, 2022	(7.59)
Remeasurement - Acturial loss/(gain)	(1.84)
Year ended March 31, 2021	(1.84)


**VI. The principal actuarial assumptions used for estimating the Group's defined benefit obligations are set out below:**

Weighted average actuarial assumptions	As at March 31, 2022	As at March 31, 2021
Discount rate	7.25 % per annum	7.00 % per annum
Salary Growth Rate	6.50 % per annum	6.50 % per annum
Mortality	IALM 2012-14	Ultimate
Withdrawal rate (Per Annum)	5.00% p.a.	5.00% p.a.

**VII. Estimate of expected Benefit Payments (in absolute terms i.e. Undiscounted)**

(₹ in Lakhs)

Particulars	Gratuity
01 Apr 2022 to 31 Mar 2023	5.57
01 Apr 2023 to 31 Mar 2024	2.55
01 Apr 2024 to 31 Mar 2025	3.90
01 Apr 2025 to 31 Mar 2026	4.31
01 Apr 2026 to 31 Mar 2027	5.08
01 Apr 2027 Onwards	87.77





**Timarpur Okhla Waste Management Company Limited**  
**Statement of Significant Accounting Policies & Notes to Financial Statements**  
**Note No-30**

**VIII. Statement of Employee benefit provision**

Particulars	(₹ in Lakhs)	
	Year ended March 31, 2022	Year ended March 31, 2021
Gratuity	-	4.93
Leave Encashment	75.63	81.27
<b>Total</b>	<b>75.63</b>	<b>86.20</b>

**IX. Current and non-current provision for Gratuity and leave encashment**

Particulars	(₹ in Lakhs)	
	Gratuity	Leave Encashment
Current provision	-	4.32
Non current provision	-	71.31
<b>Total Provision</b>	<b>-</b>	<b>75.63</b>

Particulars	(₹ in Lakhs)	
	Gratuity	Leave Encashment
Current provision	0.25	4.51
Non current provision	4.68	76.76
<b>Total Provision</b>	<b>4.93</b>	<b>81.27</b>

**X. Employee benefit expenses**

Particulars	(₹ Lakhs)	
	Year ended March 31, 2022	Year ended March 31, 2021
Salaries and Wages	1,310.74	1,214.34
Costs-defined contribution plan	38.41	38.86
Welfare expenses	47.47	52.30
<b>Total</b>	<b>1,396.62</b>	<b>1,305.50</b>

(Figures in no.)

Particulars	Year ended March 31, 2022	Year ended March 31, 2021
Average no of people employed	87	93

**OCI presentation of defined benefit plan**


-Gratuity is in the nature of defined benefit plan, Re-measurement gains/(losses) on defined benefit plans is shown under OCI as Items that will not be reclassified to profit or loss and also the income tax effect on the same.

-Leave encashment cost is in the nature of short term employee benefits.

**10. Other disclosures**

**Auditors Remuneration**

Particulars	(₹ in lakhs)	
	Year ended March 31, 2022	Year ended March 31, 2021
<b>1. Statutory Auditors</b>		
i. Audit Fee	0.28	0.28
<b>Total</b>	<b>0.28</b>	<b>0.28</b>



**Timarpur Okhla Waste Management Company Limited**  
**Statement of Significant Accounting Policies & Notes to Financial Statements**  
**Note No-30**

**11. Contingent Liabilities**

Particulars	( ₹ in lakhs)	
	Year ended March 31, 2022	Year ended March 31, 2021
Bank Guarantees issued by the Company's bankers on behalf of the Company	-	5.00
Demand of Electricity tax raised by South Delhi Municipal corporation on Auxiliary consumption of Electricity from 2013-14 to 2019-20* Including Interest of Rs.138.32 lakhs	379.56	-
<b>Total</b>	<b>379.56</b>	<b>5.00</b>

\* Neither demand for 2020-21 and 2021-22 received from the South Municipal Corporation nor Company workout the demand for 2020-21 and 2021-22

**12. Related party transactions**

In accordance with the requirements of IND AS 24, on related party disclosures, name of the related party, related party relationship, transactions and outstanding balances including commitments where control exists and with whom transactions have taken place during reported periods, are:

Related party name and relationship

**1. Key Management personnel**

S. No.	Name	Particulars
1	Mr. Umesh Chopra	Director
2	Mr. Dhananjaya Pati Tripathi	Independent Director
3	Mr. Sanjay Kumar Lal (w.e.f 08/02/2022)	Nominee Director
4	Mr. Prafulla Kumar Mallik (till 13/12/2021)	Nominee Director
5	Mr. Neelesh Gupta (till 23/04/2021)	Whole-time Director
6	Mr. Alok Kumar Pandey (w.e.f. 11/08/2021)	Whole-time Director
7	Mr. Rajeev Goyal (till 13/12/2021)	Director
8	Mr. Manoj Kumar Agarwal	Chief financial officer
9	Mr. Nitish Kumar (till 30/10/2020)	Company Secretary
10	Ms. Nikita Agrawal (w.e.f 23/11/2020)	Company Secretary

**2. Ultimate Parent, Parent, Fellow Holding, Fellow subsidiaries and fellow step down subsidiaries.**

S. No.	Name of the Entity	Relationship
1	JITF Infralogistics Limited	Ultimate Parent Company
2	JITF Urban Infrastructure Services Limited	Parent Company
3	JITF Urban Infrastructure Limited	Holding Company

**3. Trust under common control**

S. No.	Name of the Entity	Relationship
1	TOWMCL Employees Group Gratuity Scheme	Post employment benefit plan



**4. Other Related parties under same promoter group with whom the Company has entered into transactions:**

**Timarpur Okhla Waste Management Company Limited**  
**Statement of Significant Accounting Policies & Notes to Financial Statements**  
**Note No-30**

S. No.	Name of the Entity
1	Jindal Saw Limited
2	Jindal Systems Private Limited
3	Tekhhand Waste to Electricity Project Limited
4.	JWIL Infra Limited


**5. Relative of key management personnel where transactions have taken place**

S. No.	Name of Relative	Relationship
1	Ms. Swati Agarwal	Wife of Mr. Manoj Kumar Agarwal
2	Ms. Priyanka Gupta	Wife of Mr. Neelesh Gupta

**Related Parties Transactions**

( ₹ in Lakhs)				
S.NO.	Particulars	Relationship	FY 2021-22	FY 2020-21
<b>A</b>	<b>Transactions</b>			
	<b>Sale of Raw Materials/Consumables/Services</b>			
	Tekhhand Waste to Electricity Project Limited	Others	27.95	-
	<b>Purchase of Raw Materials/Consumables/Services</b>			
	Jindal Saw Limited	Others	-	1.28
	Jindal Systems Private Limited	Others	-	8.56
	JITF Urban Infrastructure Limited	Holding	424.80	283.20
	Ms. Swati Agarwal	Relative of KMP	4.92	4.92
	Ms. Priyanka Gupta (upto 23rd April, 2021)	Relative of KMP	0.38	5.94
	<b>Contribution towards gratuity fund</b>			
	TOWMCL Employees Group Gratuity Scheme	Gratuity Trust	17.16	4.44
	<b>Sale of Services</b>			
	JWIL Infra Limited	Others	0.70	1.02
	JITF Urban Infrastructure Limited	Holding	7.86	50.59
	<b>Interest expense</b>			
	JITF Urban Infrastructure Limited	Holding	199.17	170.16
	<b>Loan repaid during the year</b>			
	JITF Urban Infrastructure Limited	Holding	200.00	255.00
	<b>Loan taken during the year</b>			
	JITF Urban Infrastructure Limited	Holding	290.00	255.00
S.NO.	Particulars	Relationship	As at March 31, 2022	As at March 31, 2021
<b>B</b>	<b>Outstanding balances</b>			
	<b>Recoverable</b>			
	JWIL Infra Limited	Others	0.04	-
	<b>Loan payable</b>			
	JITF Urban Infrastructure Limited	Holding	1,934.10	1,645.12
	<b>Payables</b>			
	JITF Urban Infrastructure Limited	Holding	210.24	-
	Ms. Swati Agarwal	Relative of KMP	0.41	0.41
	Ms. Priyanka Gupta	Relative of KMP	-	0.49

**Remuneration to Key Management Personnel**



( ₹ in lakhs)

**Timarpur Okhla Waste Management Company Limited**  
**Statement of Significant Accounting Policies & Notes to Financial Statements**  
**Note No-30**

Paticulars	Year ended March 31, 2022	Year ended March 31, 2021
Short-Term employee benefits*	64.58	57.20
Post-Employment benefits		
- Defined contribution plan\$	3.48	3.54
- Defined benefit plan#	5.51	3.15
<b>Total</b>	<b>73.57</b>	<b>63.89</b>

(₹ in Lakhs)

Particulars	Year ended March 31, 2022	Year ended March 31, 2021
Mr. Neelesh Gupta (till 23/04/2021)	6.52	24.64
Mr. Manoj Kumar Agarwal	33.01	29.51
Mr. Nitish Kumar	-	7.20
Mr. Alok Kumar Pandey	28.03	-
Ms. Nitika Agarwal	5.31	1.71
Dhananjaya Pati Tripathi	0.70	0.83
<b>Total</b>	<b>73.57</b>	<b>63.89</b>

\* Including exgratia, sitting fees and value of perquisites where value cannot be determined, the valuation as per income tax being considered.

\$ Including PF and any other benefit

# As the liability for gratuity and leave encashment are provided on actuarial basis for the company as a whole, amounts accrued pertaining to key managerial personnel are not included above.


**13. Income Tax Expenses**

(₹ in lakhs)

Particulars	For the Year ended March 31, 2022	For the Year ended March 31, 2021
Current tax-MAT	(37.62)	-
Adjustment in respect of income tax of previous years	-	(0.63)
<b>Deferred Tax</b>		
-Relating to origination & reversal of temporary differences	(93.25)	(102.31)
<b>Component of tax accounted in OCI and equity</b>		
Deferred Tax of OCI		
Re-measurement gains/(losses) on defined benefit plans	(2.11)	(0.51)
<b>Tax (expense)/income attributable to current year's profit</b>	<b>(132.98)</b>	<b>(102.82)</b>
<b>Total Tax Expenses</b>	<b>(132.98)</b>	<b>(102.82)</b>

**Effective tax reconciliation**

Numerical reconciliation of tax expense applicable to profit before tax at the Statutory latest enacted tax rate in India to income tax expense reported is as follows :



**Timarpur Okhla Waste Management Company Limited**  
**Statement of Significant Accounting Policies & Notes to Financial Statements**  
**Note No-30**

(₹ in lakhs)

Description	For the Year ended March 31, 2022	For the Year ended March 31, 2021
Profit/ (Loss) before tax for the year	660.43	(369.97)
Enacted tax rates	27.820%	27.820%
Computed tax expense	(183.73)	(102.93)
<b>Increase/(reduction) in taxes on account of:</b>		
Deferred Tax of previous years/reversal in next year	(7.17)	(6.79)
Adjustment in respect of income tax of previous years	(1.52)	0.63
Other non deductible expenses	42.74	7.41
Difference in Special Rate Tax U/s 115BBG and Normal Provi	56.43	-
<b>Income tax expense reported</b>	<b>(93.25)</b>	<b>(101.68)</b>

(₹ in lakhs)

**14. Deferred Income Tax**

The analysis of deferred tax expenses are as under:

(₹ in lakhs)

Particulars	For the Year ended March 31, 2022	For the Year ended March 31, 2021
Book base and tax base of Fixed Assets	(10.56)	(112.96)
(Disallowance)/Allowance(net) under Income Tax	(3.38)	3.83
Brought forward losses set off	(82.04)	6.15
Others	0.62	0.67
<b>Total :</b>	<b>(95.36)</b>	<b>(102.31)</b>

**15. Movement of Lease liabilities**


(₹ in Lakhs)

Particulars	Year ended March 31, 2022	Year ended March 31, 2021
Opening balance	64.27	65.49
Add: Interest expenses addition during the year (included in interest cost) (refer Note 37)	7.48	7.63
Less: Repayment during the year	8.85	8.85
<b>Closing Balance</b>	<b>62.90</b>	<b>64.27</b>
<b>Disclosed as</b>		
Non current	61.36	62.90
Current	1.54	1.37

16. Based on the intimation received from supplier regarding their status under the Micro, Small and Medium Enterprises Development Act, 2006, the required disclosure is given below \* :

(₹ in Lakhs)

Sr. No.	Particulars	As at March 31, 2022	As at March 31, 2021
1	Principal amount due outstanding	23.62	16.71
2	Interest due on (1) above and unpaid	-	-
3	Interest paid to the supplier	-	-
4	Payments made to the supplier beyond the appointed day during the year.	-	-
5	Interest due and payable for the period of delay	-	-
6	Interest accrued and remaining unpaid	-	-
7	Amount of further interest remaining due and payable in succeeding year	-	-



**Timarpur Okhla Waste Management Company Limited**  
**Statement of Significant Accounting Policies & Notes to Financial Statements**  
**Note No-30**

\* To the extent information available with the company.

**17. Ageing of Trade Receivables:**

(₹ in Lakhs)

S.No.	Particulars	Outstanding from Due Date of Payment as on 31st March, 2022					Total
		Not Due	Less than 6 months	6 months -1 year	1 - 2 years	2 - 3 Years	
i	Undisputed Trade receivables – considered good	319.50	5.18	0.13	0.08	-	324.89
ii	Undisputed Trade Receivables – which have significant increase in credit risk	-	-	-	-	-	-
iii	Undisputed Trade Receivables – credit impaired	-	-	-	-	-	-
iv	Disputed Trade Receivables considered good	-	-	-	-	0.24	0.24
v	Disputed Trade Receivables – which have significant increase in credit risk	-	-	-	-	-	-
vi	Disputed Trade Receivables – credit impaired	-	-	-	-	-	-
	<b>Trade receivables</b>	<b>319.50</b>	<b>5.18</b>	<b>0.13</b>	<b>0.08</b>	<b>0.24</b>	<b>325.13</b>

(₹ in Lakhs)

S.No.	Particulars	Outstanding from Due Date of Payment as on 31st March, 2021					Total
		Not Due	Less than 6 months	6 months -1 year	1 - 2 years	2 - 3 Years	
i	Undisputed Trade receivables – considered good	399.18	1.45	0.04	-	-	400.67
ii	Undisputed Trade Receivables – which have significant increase in credit risk	-	-	-	-	-	-
iii	Undisputed Trade Receivables – credit impaired	-	-	-	-	-	-
iv	Disputed Trade Receivables considered good	-	-	-	-	0.24	0.24
v	Disputed Trade Receivables – which have significant increase in credit risk	-	-	-	-	-	-
vi	Disputed Trade Receivables – credit impaired	-	-	-	-	-	-
	<b>Trade receivables</b>	<b>399.18</b>	<b>1.45</b>	<b>0.04</b>	<b>-</b>	<b>0.24</b>	<b>400.91</b>

**18. Ageing of Trade payable:**

**Aa at 31st March 2022**

(₹ in Lakhs)

S.No.	Particulars	Outstanding from Due Date of Payment as at 31st March, 2022					Total
		Not Due	Less than 1 Year	1 - 2 Years	2 - 3 Years	More than 3 Years	
i	MSME	23.62	-	-	-	-	23.62
ii	Others	0.87	231.28	0.15	6.03	0.39	238.72
iii	Disputed Dues - MSME	-	-	-	-	-	-
iv	Disputed Dues - Others	-	-	-	-	-	-
		<b>24.49</b>	<b>231.28</b>	<b>0.15</b>	<b>6.03</b>	<b>0.39</b>	<b>262.34</b>

**Aa at 31st March 2021**

(₹ in Lakhs)

S.No.	Particulars	Outstanding from Due Date of Payment as at 31st March, 2021					Total
		Not Due	Less than 1 Year	1 - 2 Years	2 - 3 Years	More than 3 Years	
i	MSME	16.71	-	-	-	-	16.71
ii	Others	1.00	252.15	1.60	0.36	0.75	255.86
iii	Disputed Dues - MSME	-	-	-	-	-	-
iv	Disputed Dues - Others	-	-	-	-	-	-
		<b>17.71</b>	<b>252.15</b>	<b>1.60</b>	<b>0.36</b>	<b>0.75</b>	<b>272.57</b>

**19. Ageing of Capital Work in Progress:**

(₹ in Lakhs)

Capital work in progress	Capital work in progress as at 31st March, 2022				Total
	Less than 1 year	1-2 years	2-3 years	More than 3 years	
Projects in progress	345.78	-	-	-	345.78
Projects temporarily suspended	-	-	-	-	-
<b>Total</b>	<b>345.78</b>	<b>-</b>	<b>-</b>	<b>-</b>	<b>345.78</b>




**Timarpur Okhla Waste Management Company Limited**  
**Statement of Significant Accounting Policies & Notes to Financial Statements**  
**Note No-30**

(₹ in Lakhs)

Capital work in progress	Capital work in progress as at 31st March, 2021				
	Less than 1 year	1-2 years	2-3 years	More than 3 years	Total
Projects in progress	232.54	574.12			806.66
Projects temporarily suspended				71.17	71.17
<b>Total</b>	<b>232.54</b>	<b>574.12</b>	<b>-</b>	<b>71.17</b>	<b>877.83</b>

**20. Analytical Ratios:**

S.No	Particulars of Ratio	Numerator	Denominator	F.Y.2021-22	F.Y.2020-21	Change in %	Reason for Variance more than 25%
a	Current Ratio	Current Assets	Current Liabilities	1.48	1.47	0.33%	
b	Debt Equity Ratio	Total Debt	Total equity	0.68	0.75	-9.34%	
c	Debt service coverage ratio	Profit (Loss) before Tax + Depreciation & Amortisation + Finance Cost	Finance costs + Principal repayment of long term debt during the period	1.51	1.53	-1.68%	
d	Return on Equity Ratio	Net Profits after taxes – Preference Dividend (if any)	Average total equity	0.03	0.02	94.61%	Increase in Net profit due to increase in Sale of CER and wheeling charges
e	Inventory turnover ratio	Purchases of Stock-in-Trade	Average Inventory	NA	NA	NA	
f	Trade Receivables turnover ratio	Net credit sales = Gross credit sales - sales return	Average Trade Receivable	15.48	13.73	12.76%	
g	Trade payables turnover ratio	Change in Inventory + Other expenses	Average Trade Payable	7.17	5.62	27.63%	Increase due to increase in Other Expenses.
h	Net capital turnover ratio	Revenue from operations	Average Working capital = Current assets – Current liabilities	6.18	5.66	9.14%	
i	Net profit ratio	Profit after Tax	Total Income	8.16%	4.57%	78.51%	Due to reliasation of wheeling charges and sale of CER
j	Return on Capital employed	Profit (Loss) before Tax + Finance Cost	Capital employed = Net worth +Borrowing Deferred tax liabilities- Deferred tax Assets	0.12	0.11	6.78%	
k	Return on investment	Income generated from invested funds	Average invested funds in treasury investments	NA	NA	NA	



**Timarpur Okhla Waste Management Company Limited**  
**Statement of Significant Accounting Policies & Notes to Financial Statements**  
**Note No-30**

**21 Corporate Social Responsibility:**

(a)	Amount required to be spent by the company during the year,	Rs. 9.76 lakhs
(b)	Amount of expenditure incurred,	Rs. 10.00 lakhs
(c)	Shortfall at the end of the year	NIL
(d)	Total of previous years shortfall	NIL
(e)	Reason for shortfall,	NA
(f)	Nature of CSR activities,	Promoting education, including special education and employment enhancing vocation skills especially among children, women, elderly and the differently abled and livelihood enhancement projects.
(g)	Details of related party transactions, e.g., contribution to a trust controlled by the company in relation to CSR expenditure as per relevant Accounting Standard,	NA
(h)	where a provision is made with respect to a liability incurred by entering into a contractual obligation, the movements in the provision during the year should be shown separately.	NA

**22. Impact of COVID-19**

The management has assessed the impact of COVID-19 pandemic on the economic environment in general, business and financial risks up to the date of financial statements and conclude that there is no material impact on the long-term performance of the Company.

However, the Company will continue to monitor any material changes to the future economic conditions.

**23. Segment Reporting**

**Information about primary segment**

The Company is engaged primarily into Power Generation. The Company's primary segment as identified by management is Electricity as products. The company operates into one primary segment.

Segments have been identified taking into account nature of product and differential risk and returns of the segment.

**Information about Geographical Segment – Secondary**


The Company's operations are located in India and company's product is also sold in India. Therefore, there is no geographical segment.

**24. Earnings per share**

The following is a reconciliation of the equity shares used in the computation of basic and diluted earnings per equity share:

Particulars	(Number of shares)	
	Year ended March 31, 2022	Year ended March 31, 2021
Issued equity shares	59,995,000	59,995,000
Weighted average shares outstanding - Basic and Diluted	59,995,000	59,995,000

Net profit available to equity holders of the Company used in the basic and diluted earnings per share was determined as





**Timarpur Okhla Waste Management Company Limited**  
**Statement of Significant Accounting Policies & Notes to Financial Statements**  
**Note No-30**

follows:

Particulars	(₹ in Lakhs)	
	Year ended March 31, 2022	Year ended March 31, 2021
<b>Profit and loss after tax - B</b>	<b>529.55</b>	<b>266.96</b>
Basic Earnings per share (B/A) (₹)	0.88	0.44
Diluted Earnings per share (B/A) (₹)	0.88	0.44

The number of shares used in computing basic EPS is the weighted average number of shares outstanding during the year.

The diluted EPS is calculated on the same basis as basic EPS, after adjusting for the effects of potential dilutive equity.

**25. Government Grant**


The Company has received Government Grant of Rs.10 Crores from Ministry of New and Renewable Energy (WTE division) vide sanction letter no 10/5/2005-UICA (Vol. IV) dated 30th March 2017. The grant is awarded against a Central Scheme for "Programme on Energy Recovery from Municipal Solid Waste (MSW) during the year 2007-08. The Scheme provides financial assistance for setting up the new projects for Power generation from MSW.

In terms of the Indian Accounting Standard (IND AS 20) "Accounting for Government Grants", Amount of grant receivable in excess of grant income accrued based on remaining life of the project is accounted as Government grant received in advance and has been credited to Statement of Profit and Loss on a systematic basis over remaining life of the project.

**26.** The financial statements for the year ended March 31, 2022 were approved by the Board of Directors and authorized for issue on 25<sup>th</sup> May 2022.

**Additional Regulatory Information:**

- i. The company does not have any immovable property wherein reporting requirement with respect to title deed of immovable properties is applicable.
- ii. The Company has not revalued its Property, Plant and Equipment as defined under rule 2 of the Companies (Registered Valuers and Valuation) Rules, 2017 during the year 2021-22 and 2020-21.
- iii. The Company has taken loan from banks or financial institutions on the basis of security of current assets. The quarterly returns or statements filed by the Company with banks or financial institutions are in agreement with the books of accounts.
- iv. The company has not granted any loan to promoters, directors, KMPs and the related parties (as defined under Companies Act, 2013), either severally or jointly with any other person.
- v. No proceedings have been initiated or pending against the company under the Benami Transactions (Prohibition) Act, 1988 (45 of 1988) and the rules made thereunder.
- vi. Company is not declared willful defaulter by any bank or financial institution or other lender.
- vii. The company does not have transaction with companies struck off under section 248 of the Companies Act, 2013 or Section 560 of Companies Act, 1956.
- viii. The Company do not have any charges or satisfaction yet to be registered with Registrar of Companies beyond the statutory period.
- ix. The Provisions related to number of layers prescribed under clause (87) of section 2 of the Act read with Companies (Restriction on number of Layers) Rules, 2017 are not applicable on the company.
- x. There is no Scheme of Arrangements has been approved by the Competent Authority in terms of Section 230 to 237 of the Companies Act, 2013.



**Timarpur Okhla Waste Management Company Limited**  
**Statement of Significant Accounting Policies & Notes to Financial Statements**  
**Note No-30**



- xi. The company has not advanced or loaned or invested funds to any other person(s) or entity(ies), including foreign entities (Intermediaries) with the understanding that the Intermediary shall:
- a. directly or indirectly lend or invest in other persons or entities identified in any manner whatsoever by or on behalf of the company (Ultimate Beneficiaries) or
  - b. provide any guarantee, security or the like to or on behalf of the ultimate beneficiaries.

The company has not received any fund from any person(s) or entity(ies), including foreign entities (Funding Party) with the understanding (whether recorded in writing or otherwise) that the group shall:

- a. directly or indirectly lend or invest in other persons or entities identified in any manner whatsoever by or on behalf of the Funding Party (Ultimate Beneficiaries) or
  - b. provide any guarantee, security or the like on behalf of the ultimate beneficiaries
- xii. No income has been surrendered or disclosed for which transaction was not recorded in the books of accounts that has been surrendered or disclosed as income during the year in the tax assessments under the Income Tax Act, 1961 (such as, search or survey or any other relevant.
- xiii. There is no transaction related to Crypto Currency or Virtual Currency. Hence, Not applicable.

27. Previous year figures have been regrouped/rearranged, wherever considered necessary to conform to current years Classification.


As per our report of even date attached  
For **P.C. Goyal & Co.**  
Chartered Accountants  
Firm Registration No. 002368N

**M.P.Jain**  
Partner

M.No. 082407  
Place : New Delhi  
Dated : 25<sup>th</sup> May, 2022

For and on behalf of the Board of Directors of  
Timarpur-Okhla Waste Management Company Limited

  
**Umesh Chopra**  
Director  
DIN – 05277483

  
**Manoj Kumar Agarwal**  
CFO

  
**Alok Kumar Pandey**  
Whole-Time Director  
Din - 09250281

  
**Nikita Agrawal**  
Company Secretary  
M.No. – A49692